

Apps Reolink App User Guide

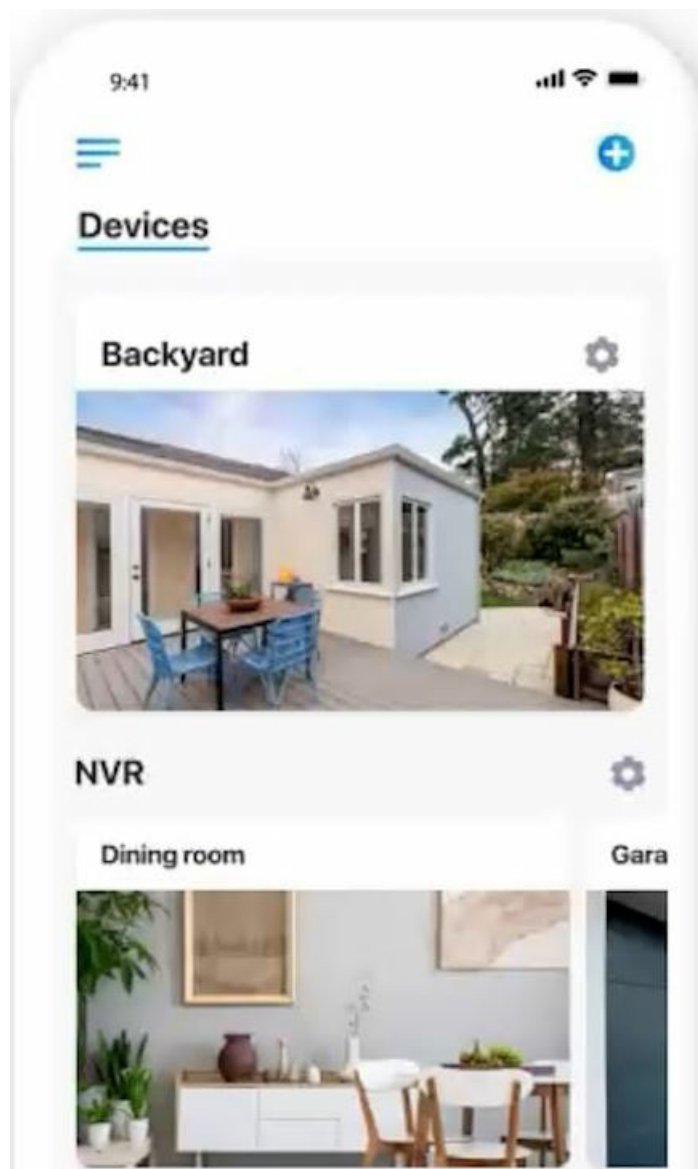
[Home](#) » [APPs](#) » Apps Reolink App User Guide 

Contents

- 1 Apps Reolink App
- 2 Product Information
- 3 Product Usage Instructions
- 4 Download Reolink APP
- 5 Power on
 - 5.1 Add to Reolink APP
- 6 Need some help?
- 7 Documents / Resources
 - 7.1 References

Apps

Apps Reolink App



Product Information

The product is a security camera system that includes PoE cameras, WiFi cameras, and an NVR (Network Video Recorder). The PoE cameras models supported are Duo 2 PoE, TrackMix PoE, RLC-510A, RLC-520A, RLC-823A, RLC-823A16X, RLC842A, RLC-822A, RLC-811A, RLC-810A, RLC-820A, RLC1212A, and RLC-1224A. The WiFi cameras models supported are E1, E1 Pro, E1 Zoom, E1 Outdoor, Lumus, RLC-410W (AI), RLC-510WA, RLC-511WA, RLC523WA, RLC-542WA, Duo 2 WiFi, and TrackMix WiFi. The NVR models supported are RLN36, RLN8-410, and RLN16-410.

Product Usage Instructions

1. **Download Reolink App:** Get the Reolink App from the Apple App Store or Google Play.
2. **Power on:** While Reolink App is downloading, power on your camera/NVR and connect it to the network with a network cable.
3. **Add to Reolink App:** Tap the button in the Reolink App or select the camera. Follow app instructions to complete setup.

If you need detailed operating instructions, please visit <https://reolink.com/qsg/> or scan the QR code below with your phone.

For further assistance or support, you can visit:

- <https://reolink.com>
- <https://support.reolink.com>

Download Reolink APP

- Get the Reolink App from the Apple App Store or Google Play.




Power on

- While Reolink App is downloading, power on your camera/NVR and connect it to the network with a network cable.



Add to Reolink APP

- Tap the  button in the Reolink App or select the camera. Follow app instructions to complete setup.



Need some help?



- For detailed operating instructions, please visit <https://reolink.com/qsg/> or scan the QR code below with your phone.




- <https://reolink.com>

- <https://support.reolink.com>

APPLY TO:

- **PoE Camera:** Duo 2 PoE/ TrackMix PoE/ RLC-510A/RLC-520A/RLC-823A/RLC-823A16X/ RLC842A/RLC-822A/ RLC-811A/RLC-810A/ RLC-820A/ RLC1212A/RLC-1224A
- **WiFi Camera:** E1/E1 Pro/E1 Zoom/E1 Outdoor/ Lumus/RLC-410W (AI)/RLC-510WA/RLC-511WA/RLC523WA/ RLC-542WA/Duo 2 WiFi/ TrackMix WiFi
- **NVR:** RLN36/RLN8-410/RLN16-410

Documents / Resources

	Apps Reolink App [pdf] User Guide Reolink, App, Reolink App
---	--

References

- [🔗 Reolink Official: Security Cameras and Systems for Home & Business](#)
- [🔗 Quick Start Guides of Security Products - Reolink](#)
- [🔗 Reolink Support - Official Reolink Help Center](#)