

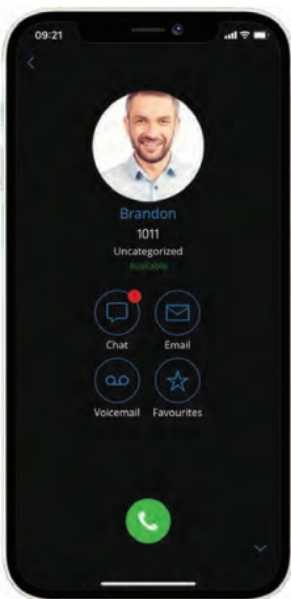

# Apps IPVOICE Mobile User Guide

[Home](#) » [APPs](#) » Apps IPVOICE Mobile User Guide 

# Apps

# IP VOICE

Mobile App Quick  
Start Guide



## Contents

- 1 About IP Voice Mobile App
- 2 Operating System Requirements
- 3 IP Voice Navigant Bar
- 4 Dialpad
- 5 Contacts
- 6 Conferences
- 7 Dashboard
- 8 Documents / Resources
  - 8.1 References


## About IP Voice Mobile App

The IP Voice Mobile app allows users to use smartphones as an extension of their work phone, including call recording, call history and call forwarding / waiting.

## Operating System Requirements

IP Voice Mobile app is available for iOS and Android smartphones. For iPhone visit the App Store (<https://www.apple.com/uk/ios/app-store>); for Android visit Google Play Store (<https://play.google.com/store>) and search for 'IP Voice'.

## IP Voice Navigant Bar



The main Call Switch Communicator navigator bar shows the key Application features:

- Dialpad – placing calls
- Contacts – main contact list
- Conferences – place a conference call with any of your contacts
- Dashboard – check call stats and other additional Information

## Dialpad

### Place a Call

Open the Dialpad in the Navigant Bar and dial the desired number.

### See Recent Calls

Press 'Recent' to access recent incoming and outgoing calls.

### Transfer a Call

1. Whilst in an active call, press the 'Transfer' call control button.
2. Press 'Select Contact' to choose a local extension, or type the number for an external party.
3. Once the contact is selected or number is typed in, press 'Direct' to instantly send the call to that destination, or 'Ended' to announce the call.

4. Once ready to transfer the call to the other party, press

Contacts

Contact Quick Links

Quick links appear on the top of the Contacts’ window and enable you to quickly move between the ‘Directory’, ‘Contacts’ and ‘Favorites’.

Contacts List

Within the Contacts list, tabs are used to display Contacts you have imported from email or contact management tools.

Click a contact to access the contact’s details, ‘Call’, ‘Email’ or add to ‘Favorites’.

Conferences

Place a Conference Call



- Click Create conference Groups + to create Conference Groups.
- Access your saved Conference groups list to place conference calls.

Dashboard

The Dashboard is an easy way for Users to visualize daily call stats and other Informa on related to their profile dianions.

# Apps

Documents / Resources

	<a href="#">Apps IPVOICE Mobile</a> [pdf] User Guide IPVOICE Mobile, Mobile
	<a href="#">Apps IPVOICE Mobile</a> [pdf] User Guide IPVOICE Mobile, Mobile

References

-  [Apple - Redirect](#)