

Apps hDrop App User Manual

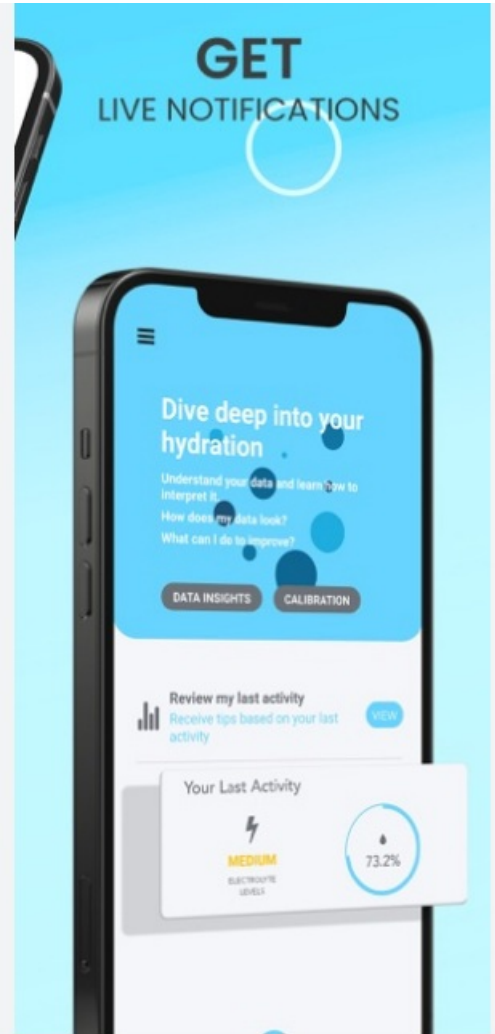
[Home](#) » [APPS](#) » Apps hDrop App User Manual 

Contents

- 1 [Apps hDrop App](#)
- 2 [Revision History](#)
- 3 [Getting Started](#)
- 4 [FCC](#)
- 5 [Documents / Resources](#)
 - 5.1 [References](#)
- 6 [Related Posts](#)

Apps

Apps hDrop App



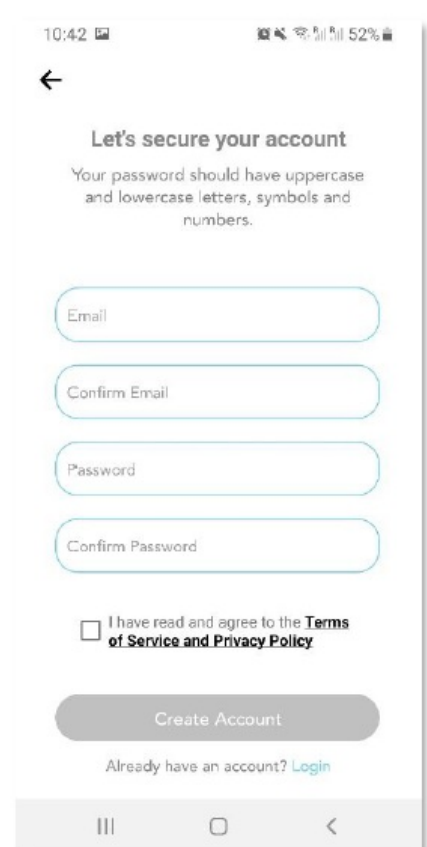
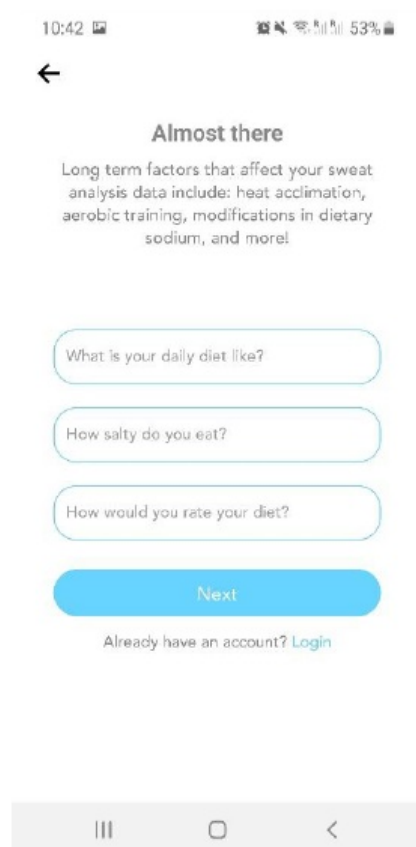
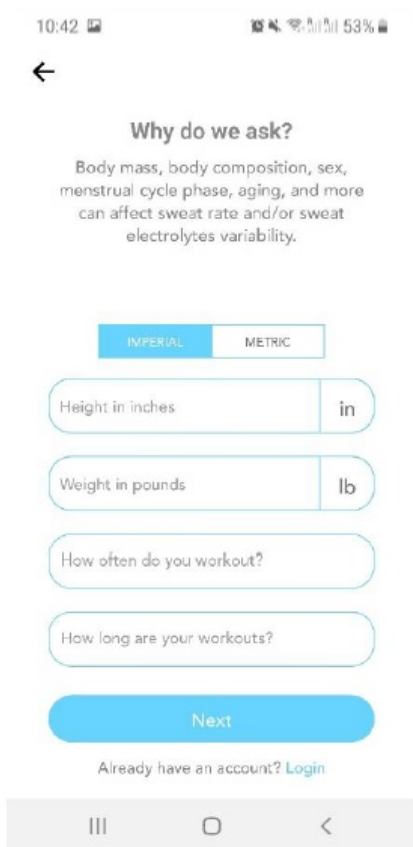
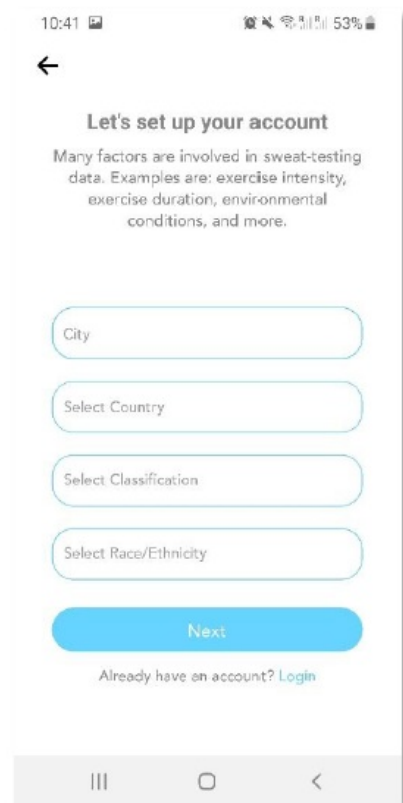
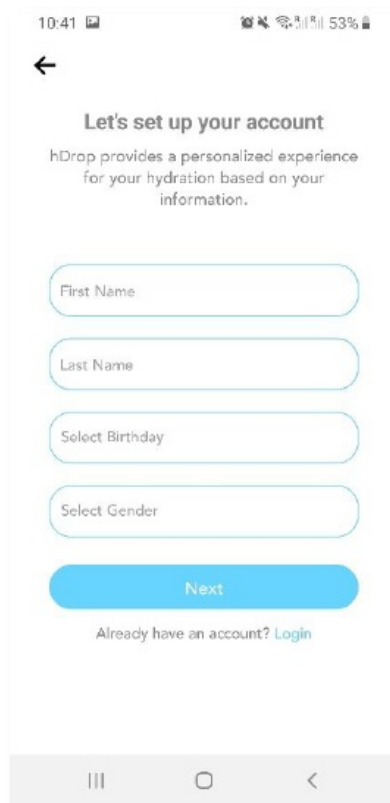
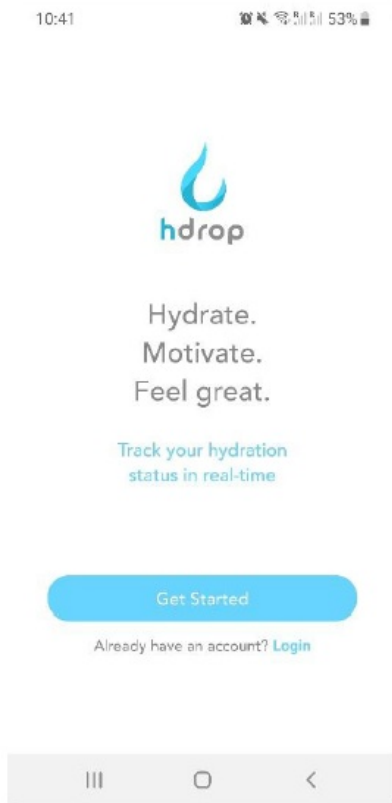
Revision History

Title	Date	Revision By	Approval	Description
Initial	20222110			Initial

Getting Started

Create your profile

Some personal information must be entered in order to create personalized results



Pairing and initial test

After creating your profile, it is necessary to perform the pairing process with the hDrop and run the first test. The following screens illustrate how to do it.



10:44



Install the battery, place the + sign facing upwards and slide it in from the right side (where it says 'Battery' on the circuit board).



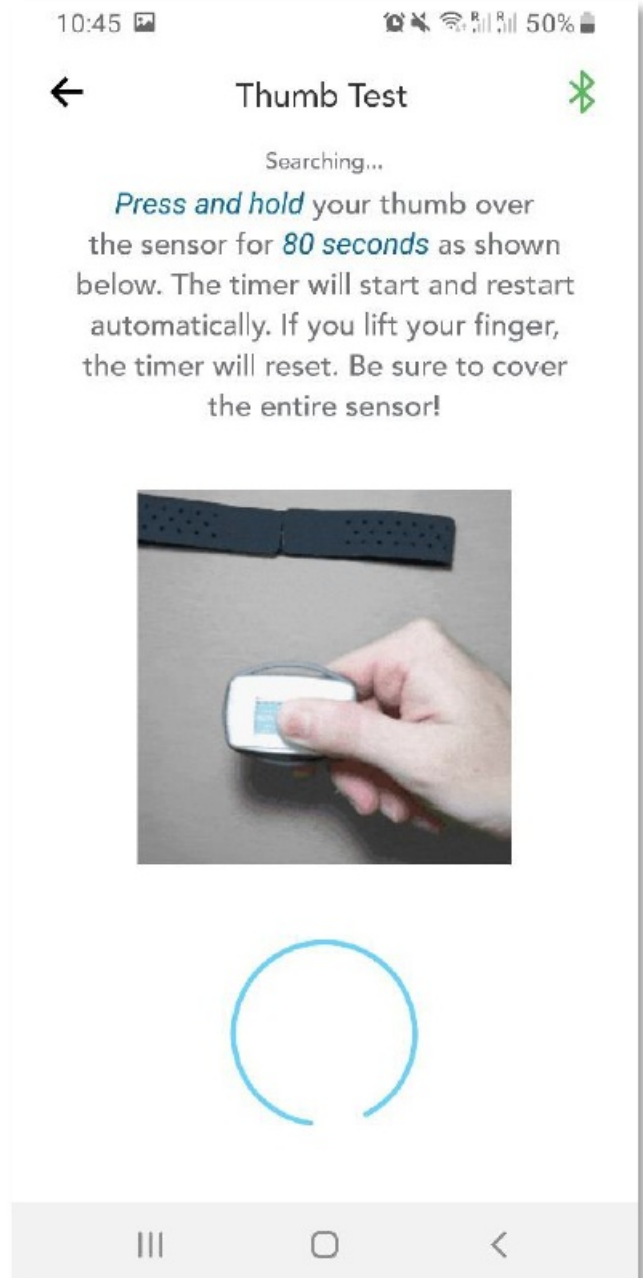
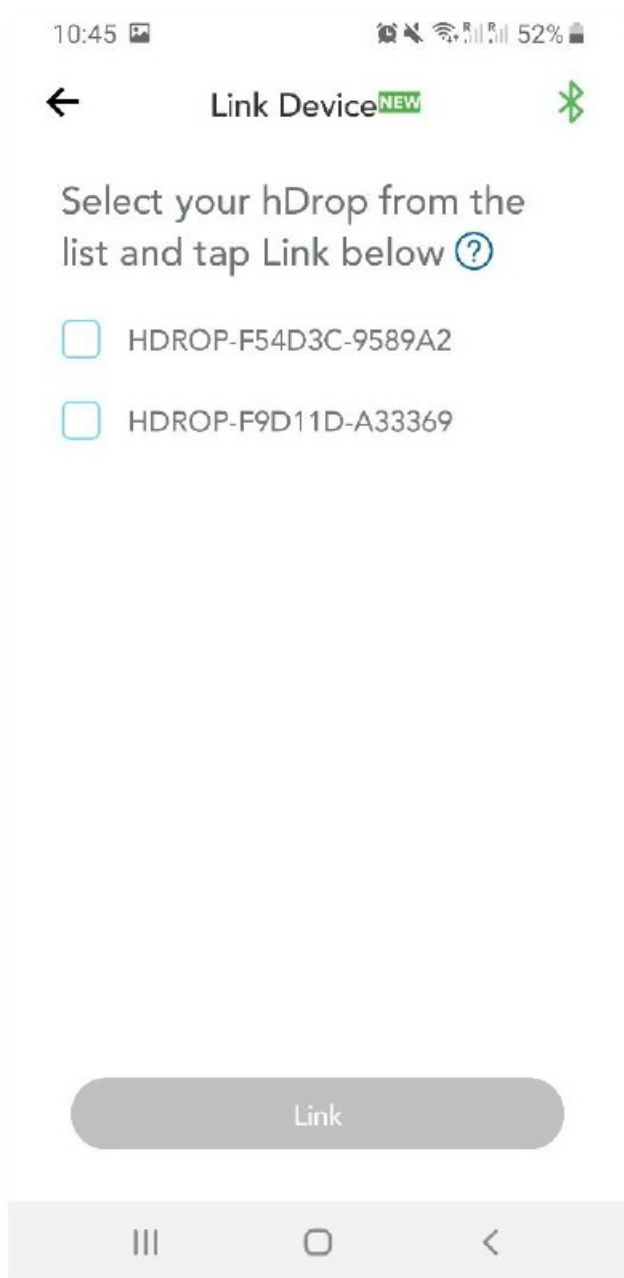
10:44 



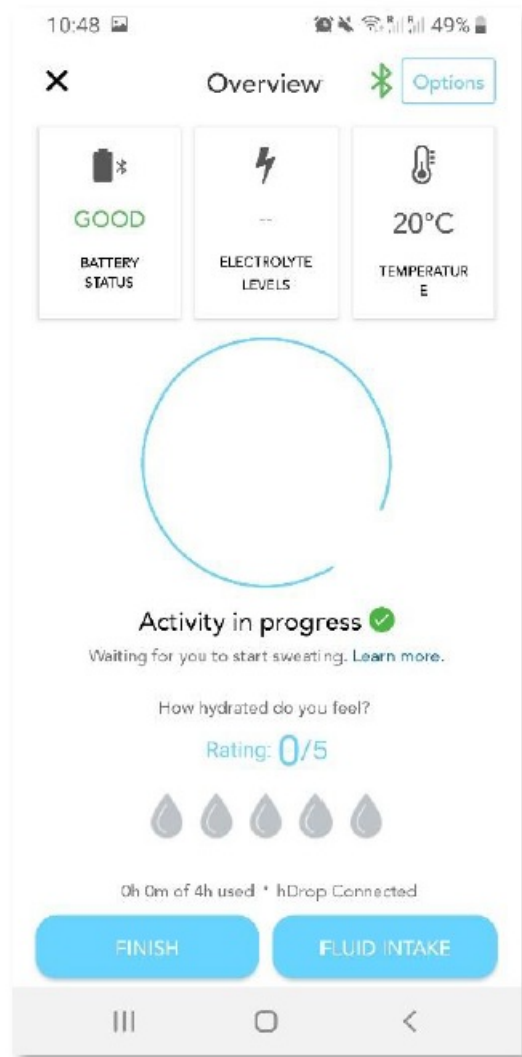
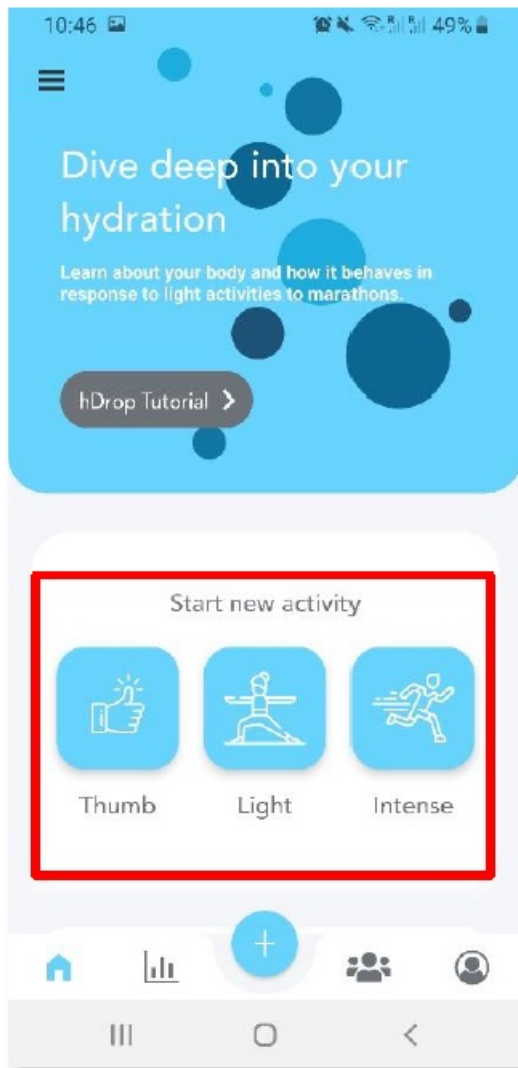
Having problems?

Having problems?



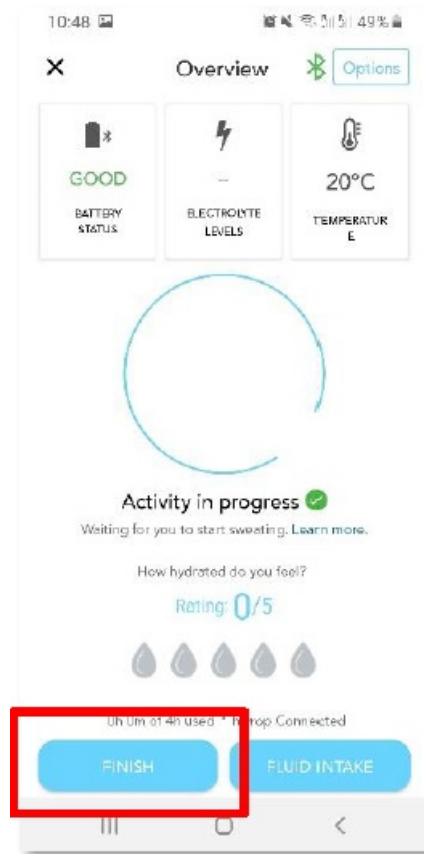


Start an activity



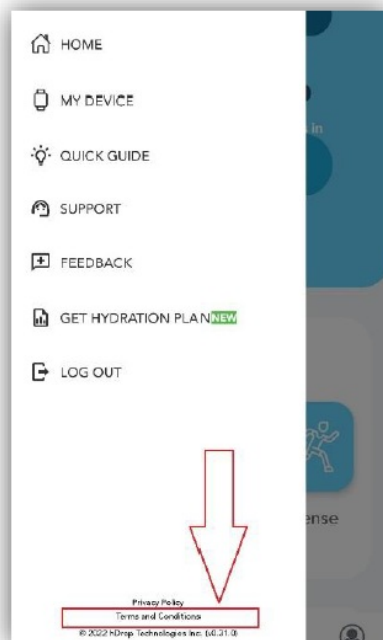
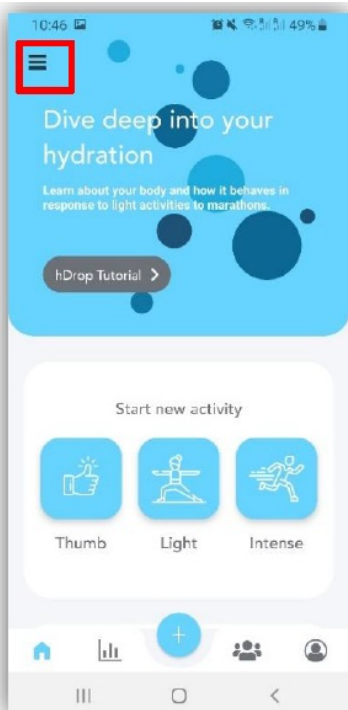
End the workout

To end a workout, you must press the finish button located at the bottom of the screen



FCC

FCC Compliance Location – How to locate the FCC E-Label?




Select the top left menu. Then click on Terms and Conditions highlighted with an arrow and red square. The FCC Regulation E-Label will show up on your App. If you scroll down on that screen, terms and conditions will be displayed too. You can find our FCC filing information at <https://hdroptech.com/terms-and-conditions> Product Model: HDROPV1 Company name: hDrop Technologies Inc. FCC ID: 2A88J-HDROPV1

FCC Compliance Statement

This device complies with part 15 of the FCC Rules. Operation is subject to the following two conditions: (1) This device may not cause harmful interference, and (2) this device must accept any interference received, including interference that may cause undesired operation.

CAUTION: The grantee is not responsible for any changes or modifications not expressly approved by the party responsible for compliance. Such modifications could void the user’s authority to operate the equipment. **NOTE:** This equipment has been tested and found to comply with the limits for a Class B digital device, pursuant to part 15 of the FCC Rules. These limits are designed to provide reasonable protection against harmful interference in a residential installation. This equipment generates, uses, and can radiate radio frequency energy, and if not installed and used in accordance with the instructions, may cause harmful interference to radio communications. However, there is no guarantee that interference will not occur in a particular installation. If this equipment does cause harmful interference to radio or television reception, which can be determined by turning the equipment off and on, the user is encouraged to try to correct the interference by one or more of the following measures: – Reorient or relocate the receiving antenna. – Increase the separation between the equipment and receiver. – Connect the equipment into an outlet on a circuit different from that to which the receiver is connected. – Consult the dealer or an experienced radio/TV technician for help. This equipment has been tested and meets applicable limits for radio frequency (RF) exposure. This transmitter must not be co-located or operating in conjunction with any other antenna or transmitter.

Documents / Resources

	Apps hDrop App [pdf] User Manual HDROPV1, 2A88J-HDROPV1, 2A88JHDROPV1, hDrop App, hDrop, App
--	---

References

- [🔗 Terms and conditions →](#)