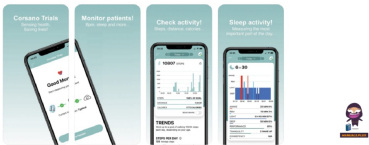


Apps Corsano App User Guide



Apps Corsano App User Guide

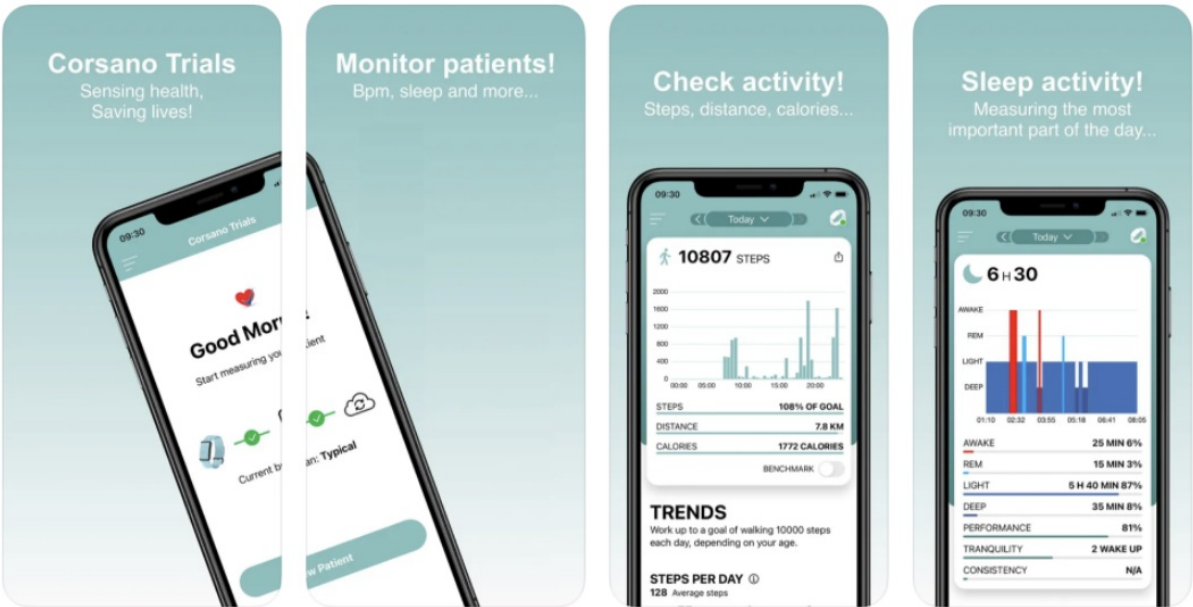
[Home](#) » [APPS](#) » Apps Corsano App User Guide 

Contents

- 1 Apps Corsano App User Guide
- 2 Registration with Voucher
- 3 Access Existing Account
- 4 Documents / Resources
 - 4.1 References
- 5 Related Posts

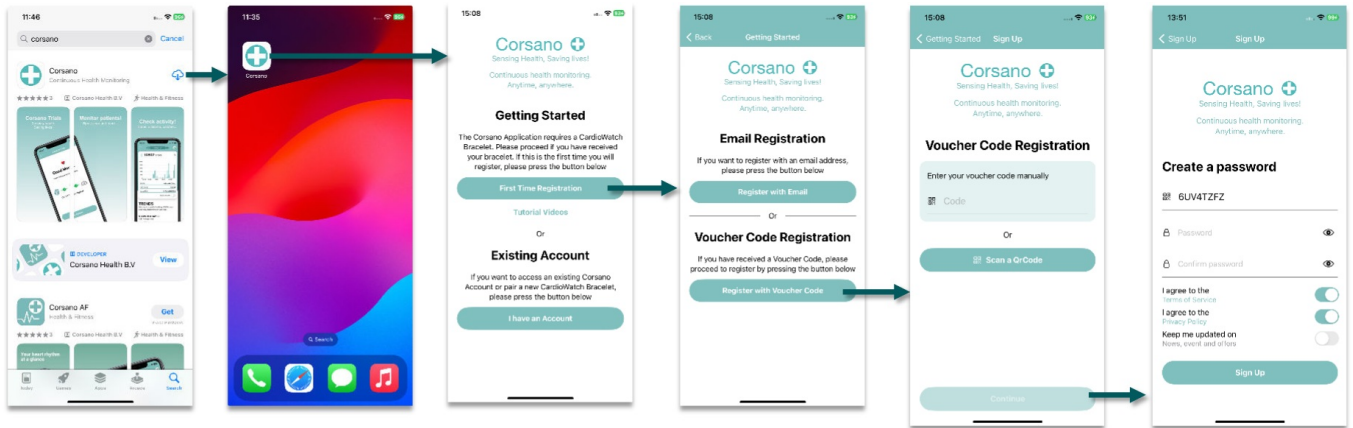


Apps Corsano App User Guide



Registration with Voucher

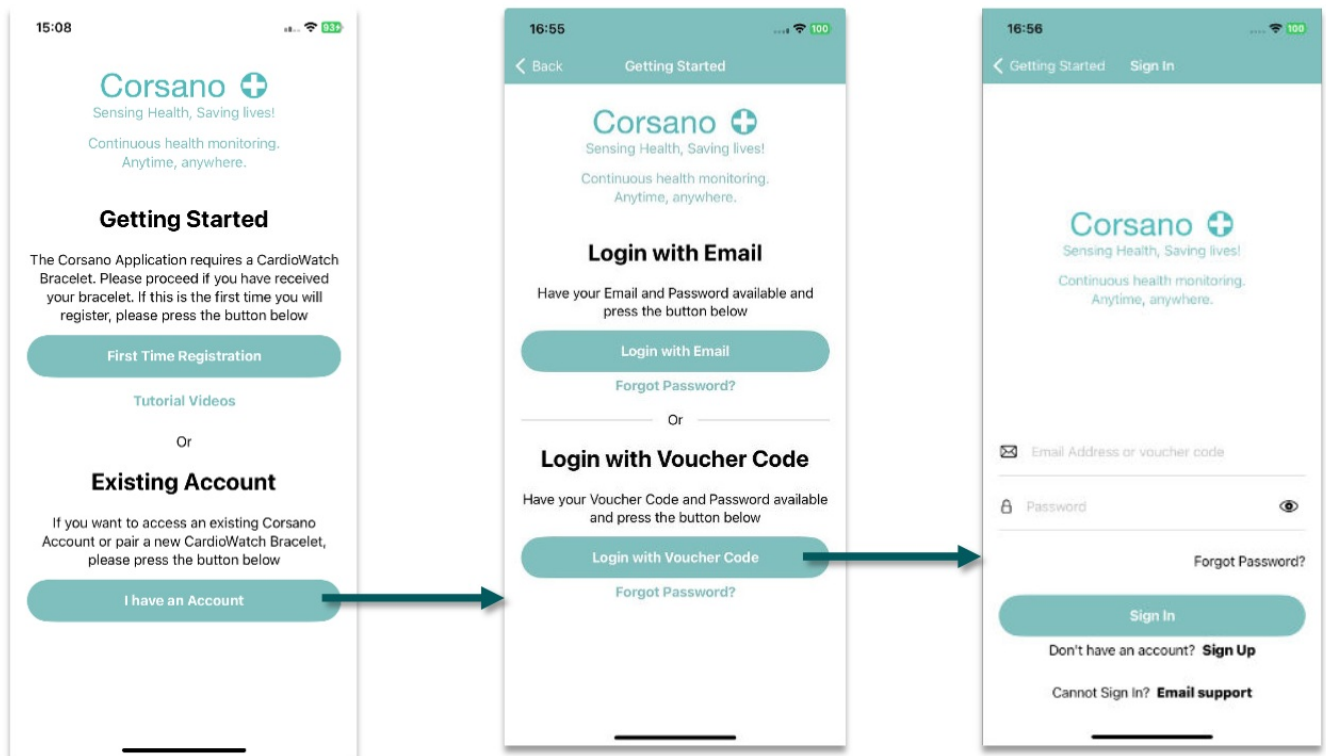
For patients if you received a Voucher Code



1. Search for Corsano on App Store
2. Install the App and start from the home screen
3. Press on [First Time Registration]
4. Select the option “Register with Voucher Code”
5. Enter the voucher code into the text field
6. Choose a password to complete the account creation Store password in a safe place!

Access Existing Account

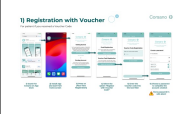
For patients if you already have an account



1. Press on [I have an Account]
2. Select [Login with Voucher]

3. Enter your voucher code and your password

Documents / Resources

	Apps Corsano App [pdf] User Guide Corsano App, App
---	---

References

- [User Manual](#)

Manuals+, Privacy Policy

This website is an independent publication and is neither affiliated with nor endorsed by any of the trademark owners. The "Bluetooth®" word mark and logos are registered trademarks owned by Bluetooth SIG, Inc. The "Wi-Fi®" word mark and logos are registered trademarks owned by the Wi-Fi Alliance. Any use of these marks on this website does not imply any affiliation with or endorsement.