

Apps 24Six App User Guide

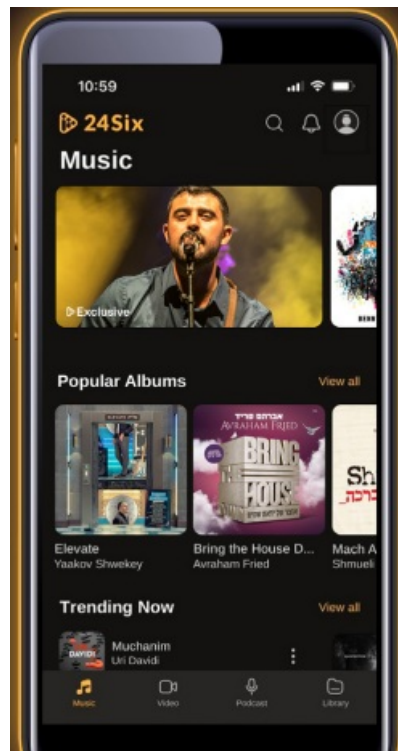
[Home](#) » [APPs](#) » Apps 24Six App User Guide 

Contents

- [1 Apps 24Six App](#)
- [2 How to use 24Six](#)
- [3 Front](#)
- [4 Back](#)
- [5 Inside Back](#)
- [6 Outside Back](#)
- [7 Specifications](#)
- [8 Get started in 4 easy steps](#)
- [9 FCC Radiation Exposure Statement](#)
- [10 Documents / Resources](#)
- [11 Related Posts](#)



Apps 24Six App

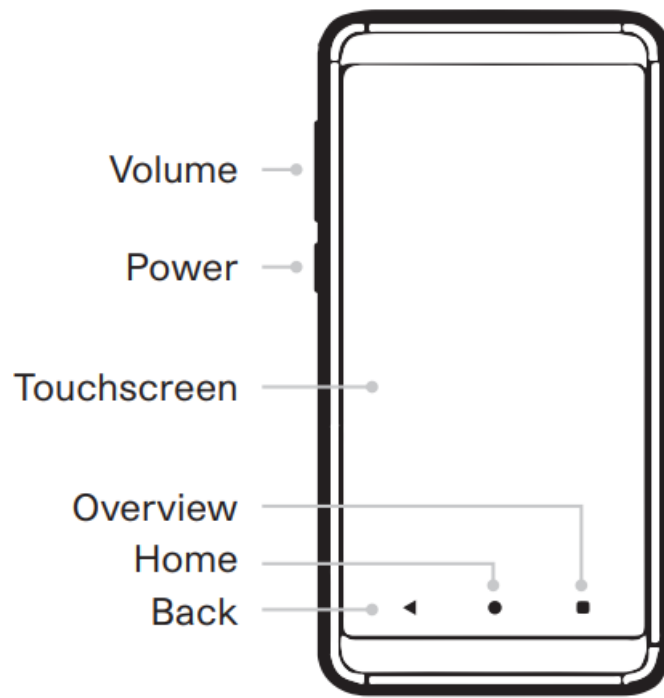


Welcome to the 24Six FamilyPlayer.

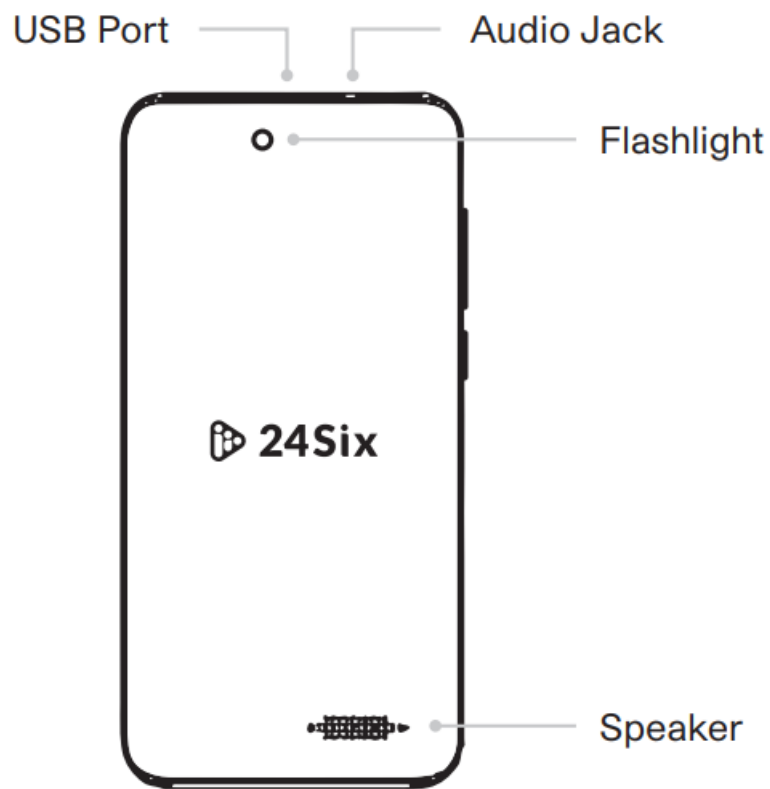
How to use 24Six

- Create your account at www.24six.app.
- Login to the app on the device to customize your profiles.
- Each profile should be set up separately for each person using 24Six, so you can customize the experience for them.
- The 24Six FamilyPlayer can only do one thing: Play 24Six. There is no phone, camera, calculator, messaging, or internet on this device. When you turn on the device, connect to Wi-Fi, you can also connect to a Bluetooth speaker if you choose.
- Login once to the 24Six app with the parental password, and then each user can access their profile with their own unique 4-digit passcode.
- To change a profile setting or to add more profiles, please have your parent login using the account password.
- If you have any questions, feel free to email support anytime at info@24six.app.

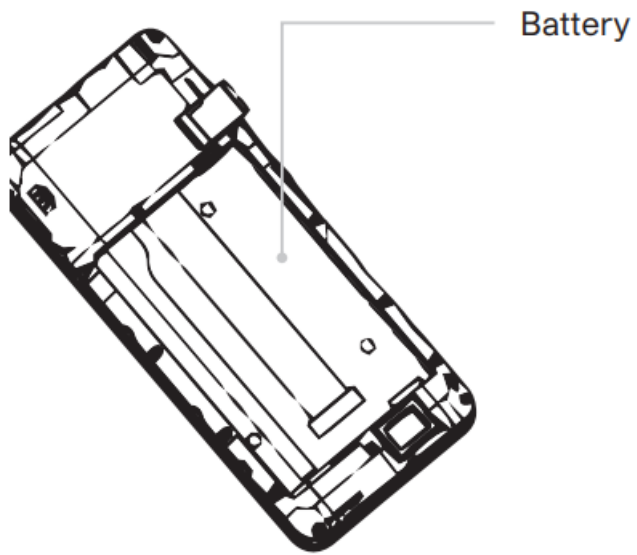
Front



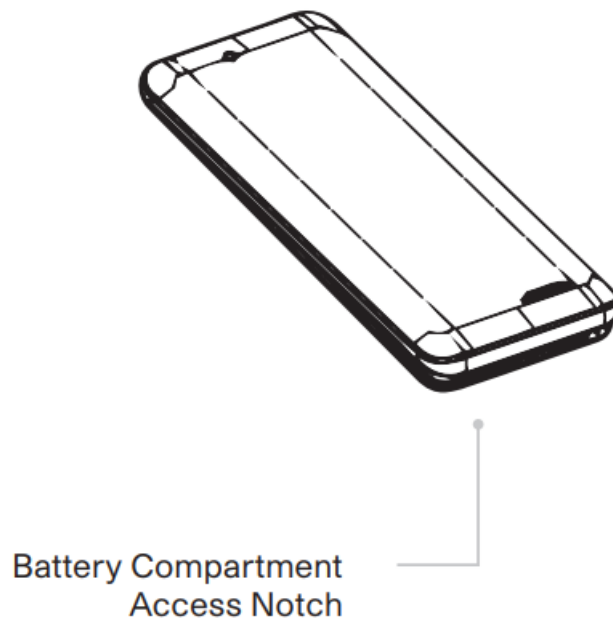
Back



Inside Back



Outside Back



Specifications

Product and Brand	24Six
Type	FamilyPlayer
Operating system	24SixOS
Wifi	2.4GHz
Bluetooth	4.2
Voltage	5V
Power Source	Li-Polymer 3000mah
Battery Included	Yes
Audio Jack	3.5mm
Internal Memory	64 GB
RAM	4 GB
SIM	N/A
Product Dimension	6.53*3.05*0.37 in.
Product Weight	5.64oz
Sreen Size	5.5"

Get started in 4 easy steps

1. Scan QR Code or visit www.24Six.app/register
2. Create an account
3. Log in to 24Six
4. Set up your custom profiles



24Six is a registered trademark. Copyright © 24Six Inc. All rights reserved.

FCC Radiation Exposure Statement

This device meets the government's requirements for exposure to radio waves. The guidelines are based on standards that were developed by independent scientific organizations through periodic and thorough evaluation of scientific studies. The standards include a substantial safety margin designed to assure the safety of all persons regard less of age or health. The SAR limit of USA (FCC) is 1.6 W/kg averaged. Device types: Smart Player (FCC ID: 2A5GB-GMPPRO) has also been tested against this SAR limit. SAR information on this and other pad can be viewed on-line at <http://www.fcc.gov/oet/ea/fccid/>. Please use the device FCC ID number for search. This device was tested simulation typical 5mm to body. To maintain compliance with FCC RF exposure requirements, use accessories should maintain a separation distance between the user's bodies mentioned above, use accessories should not contain metallic components in its assembly, the use of accessories that do

not satisfy these requirements may not comply with FCC RF exposure requirements, and should be avoided.

FCC Warning


This device complies with Part 15 of the FCC Rules. Operation is subject to the following two conditions:
(1) This device may not cause harmful interference, and (2) this device must accept any interference received, including interference that may cause undesired operation.

NOTE 1: This equipment has been tested and found to comply with the limits for Class 8 digital devices, pursuant to part 15 of the FCC Rules. These limits are designed to provide reasonable protection against harmful interference in a residential installation. This equipment generates uses and can radiate radio frequency energy and, if not installed and used in accordance with the instructions, may cause harmful interference to radio communications. However, there is no guarantee that interference will not occur in a particular installation. If this equipment does cause harmful interference to radio or television reception, which can be determined by turning the equipment off and on, the user is encouraged to try to correct the interference by one or more of the following measures:

- Reorient or relocate the receiving antenna.
- Increase the separation between the equipment and receiver.
- Connect the equipment into an outlet on a circuit different from that to which the receiver is connected.
- Consult the dealer or an experienced radio/TV technician for help.

NOTE 2: Any changes or modifications to this unit not expressly approved by the party responsible for compliance could void the user’s authority to operate the equipment.

Documents / Resources

	<p>Apps 24Six App [pdf] User Guide GMPPRO, 2A5GB-GMPPRO, 2A5GBGMPPRO, 24Six App, 24Six, App</p>
---	---