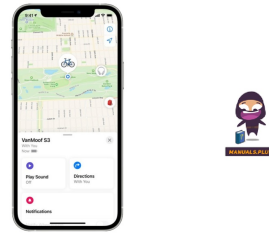


**Apple Loshall Card Find My App**



# Apple Loshall Card Find My App Instruction Manual

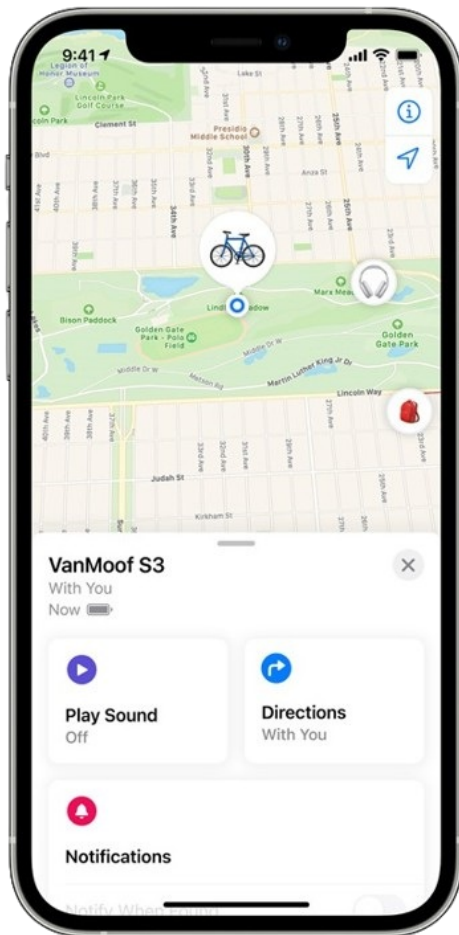
[Home](#) » [Apple](#) » **Apple Loshall Card Find My App Instruction Manual** 

## Contents

- [1 Apple Loshall Card Find My App](#)
- [2 Operating Instructions](#)
- [3 How To Remove](#)
- [4 Charge your card](#)
- [5 Limited warranty](#)
- [6 FCC](#)
- [7 Documents / Resources](#)
  - [7.1 References](#)



**Apple Loshall Card Find My App**



## Operating Instructions

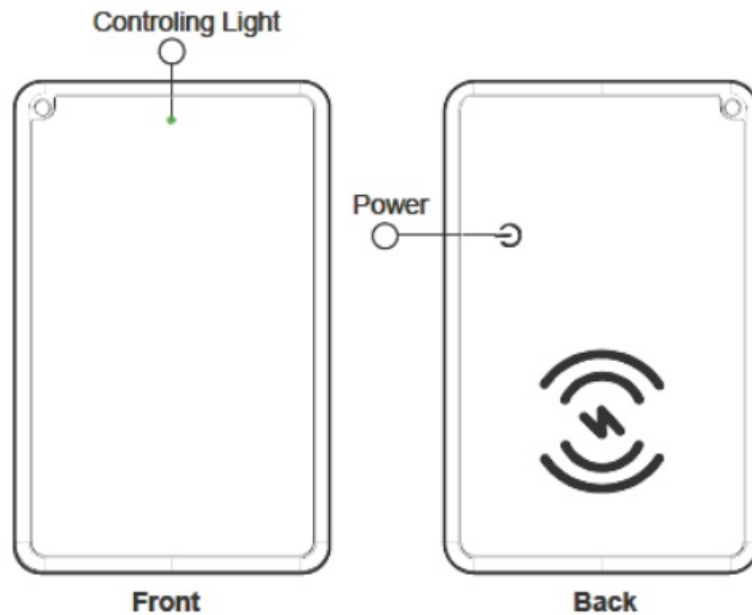
### Loshall Card Operating Instructions on Apple Find My App

- To use the Apple Find My app to locate this item, the latest version of iOS, iPadOS, or macOS is recommended.

### How to set up a Loshall Card in the Apple Find My app:

- First, make sure WiFi and Bluetooth are turned on

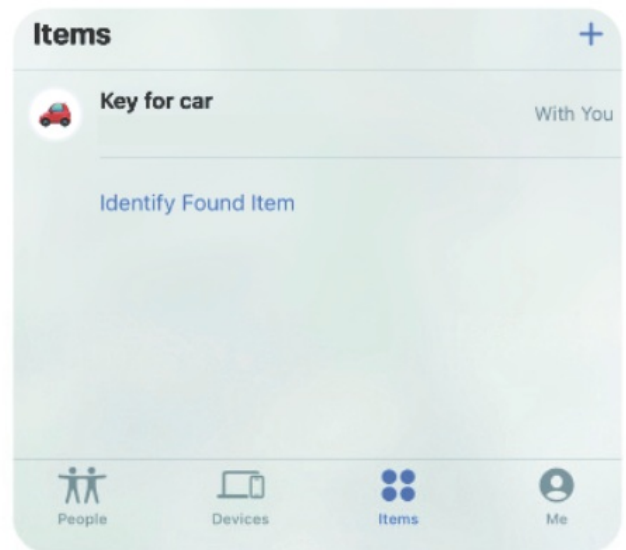
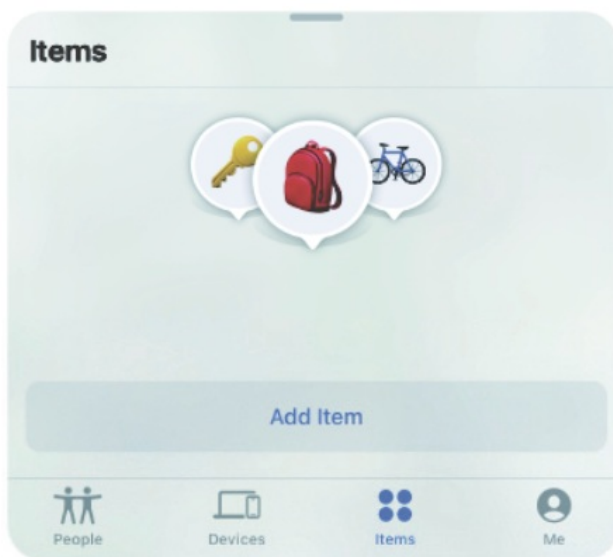




**Make the Loshall Card discovered following the steps:**

- Click the power button, after the ringtone rings and the Controlling light blinks in white, the Loshall card is ready.

**Turn on the Apple Find My app**

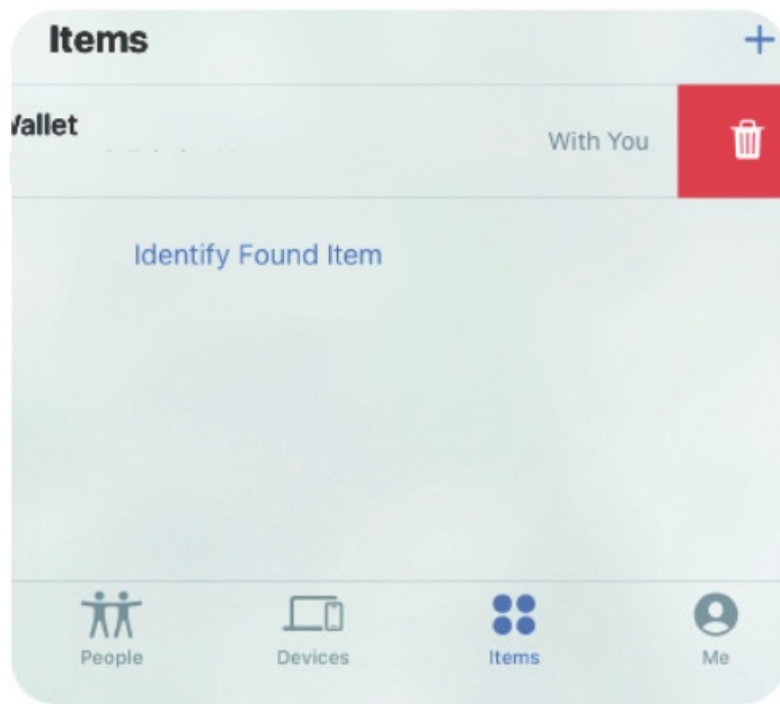


- Click “Add Item”, then click “Add Other Supported Item” then follow the instructions shown.
- If you have added other items, you need to click on the “+” sign at the top right and enter it by clicking on “Add Other Items”.

**How To Remove**

**How to remove items from the Apple Find My app:**

-



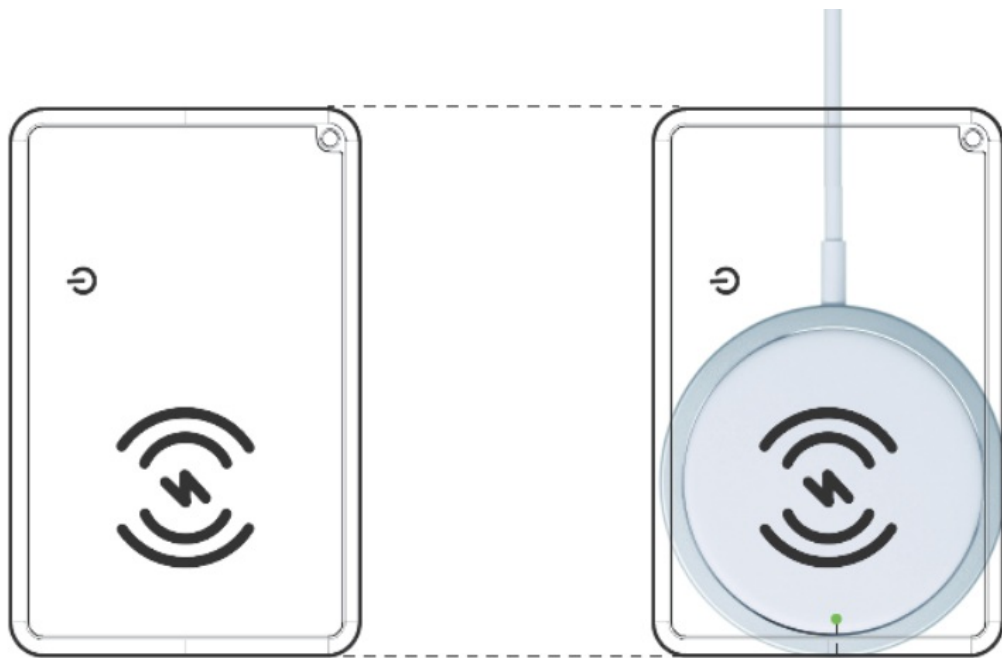
Navigate to the item page on the Apple Find My app, Click “Items”, then Swipe left on the item you want to remove.

- After removing it from the Apple Find My app, the Card will automatically shut down after 3 minutes. Subsequent relink can be done by following the steps above.



**Unable to be linked**

**Charge your card**



Ensure that the charging position is aligned with the wireless charger

Always turn on orange light while charging  
Always turn on green light when fully charged

### Safe electronic disposal

- The earth is our common home and LOSHALL attaches great importance to protecting the cleanliness of the environment and avoiding its pollution.
- When your device reaches the end of its useful life, please dispose of it at your locale-waste center to be recycled and properly discarded,
- How to restore the factory setting.

**Click the power button four times, and then press the power button for some seconds long;**

- When the ringtone sounds, the light flashes in white quickly. That is completed.

### Warning

1. This product is not a toy or edible.
2. Obstacles or large metal objects can interfere with the Bluetooth signal.
3. This product has a built-in lithium battery. Please do not put this product directly on fire or any place near heat or fire, otherwise; the product may be damaged or malfunctioned, or even be dangerous.

### Disclaimer

- This is neither an anti-theft nor an anti-lost device.
- This device provides the last detected location.

### Limited warranty

- Loshall offers a one-year limited warranty against product defects, effective from the time of delivery.
- Product defects do not include those resulting from accidents, product modification, or failure to follow instructions for use.

## FCC

**FCC ID:** 2BEJF-F05

### FCC Warning

This device complies with part 15 of the FCC Rules.

### Operation is subject to the following two conditions:

1. This device may not cause harmful interference, and
2. this device must accept any interference received, including interference that may cause undesired operation.


Any Changes or modifications not expressly approved by the party responsible for compliance could void the user’s authority to operate the equipment.

**Note:** This equipment has been tested and found to comply with the limits for a Class B digital device, under part 15 of the FCC Rules. These limits are designed to provide reasonable protection against harmful interference in a residential installation. This equipment generates uses and can radiate radio frequency energy and, if not installed and used under the instructions, may cause harmful interference to radio communications. However, there is no guarantee that interference will not occur in a particular installation. If this equipment does cause harmful interference to radio or television reception, which can be determined by turning the equipment off and on, the user is encouraged to try to correct the interference by one or more of the following measures:

- Reorient or relocate the receiving antenna.
- Increase the separation between the equipment and the receiver.
- Connect the equipment to an outlet on a circuit different from that to which the receiver is connected.
- Consult the dealer or an experienced radio/TV technician for help.

The device has been evaluated to meet general RF exposure requirements. The device can be used in portable exposure conditions without restriction.

## Documents / Resources

	<p><a href="#">Apple Loshall Card Find My App</a> [pdf] Instruction Manual Loshall Card Find My App, Find My App, App</p>
---	---

## References

- [User Manual](#)

This website is an independent publication and is neither affiliated with nor endorsed by any of the trademark owners. The "Bluetooth®" word mark and logos are registered trademarks owned by Bluetooth SIG, Inc. The "Wi-Fi®" word mark and logos are registered trademarks owned by the Wi-Fi Alliance. Any use of these marks on this website does not imply any affiliation with or endorsement.