

 **Apple**
Find My App



Apple Find My App User Manual

[Home](#) » [Apple](#) » Apple Find My App User Manual 

Contents

- [1 Apple Find My App](#)
- [2 Specifications](#)
- [3 FAQ](#)
- [4 Active 1-Year Warranty](#)
- [5 Major Functions](#)
- [6 Turn On/off](#)
- [7 How to Connect](#)
- [8 Connect other devices](#)
- [9 Privacy Data Protection](#)
- [10 FCC WARNING](#)
- [11 Documents / Resources](#)
 - [11.1 References](#)



Apple Find My App




Specifications

- Model: LocatePro
- Works with: Apple Find My
- Warranty: Active 1-Year Warranty

FAQ

Q: How long does the battery last in the LocatePro item finder?

A: The built-in CR2032 cell battery typically lasts for 1 year with normal usage. Replacement is simple by following the provided instructions in the manual.



Active 1-Year Warranty

- Please send your order number to our WhatsApp/Email within 7 days after receiving the product to activate the warranty.
- We will provide you 1 year after-sales service.
- (Support free replacement of damaged products. No need to return damaged products)

Email:

WhatsApp:

Major Functions

1. By using the Apple Find My app, you can find your LocatePro from your iPhone, iPad, iPod touch, or Mac. Simply open the Apple Find My app, click on the corresponding item, and you will see the location of the

LocatePro item finder. Use the map guide to find it.

2. Even if it is left in a place far away from you, you can also enable the lost mode to lock the location of the item and use the map guide to find it since Apple devices are widely used.
3. In addition, if your LocatePro item finder leaves the range of your Apple device, you will receive an alarm notification. This can help you timely discover the lost items and avoid further losses.

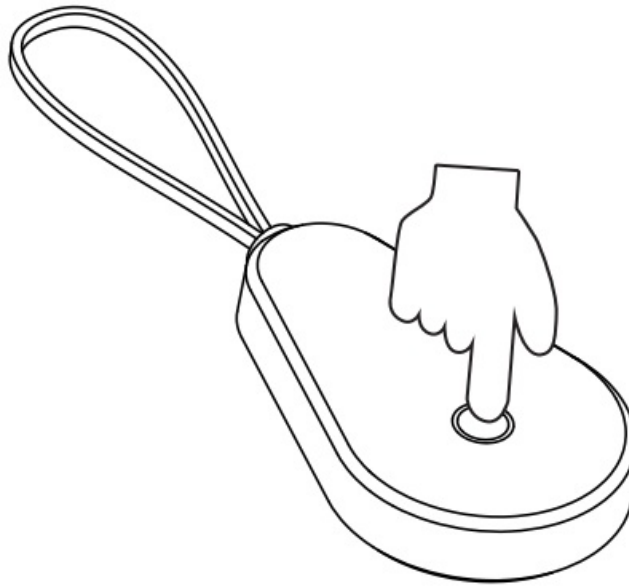
Turn On/off

1. Turn on:

Click the button once, item finder makes a sound of “Di Di Di Di Di”

2. Turn Off

Press and hold the button of LocatePro item finder for 5s, and it will play the confirmation sound “DiDi”.




3. Reset

Click the button 5 times in a row, when the 5th time is pressed, don't release the button, and keep pressing the button for 3 seconds at least, a beeping “Di Dididididi” will be played by buzzer. Release the button after confirming the sound effect (the above operation needs to be completed within 5 seconds).


4. Battery Replacement

The LocatePro item finder has a built-in CR2032 cell battery, which can usually last for 1 year. Battery replacement is very easy, open the back cover along the back cover gap, a new CR2032 cell battery can be replaced.




How to Connect

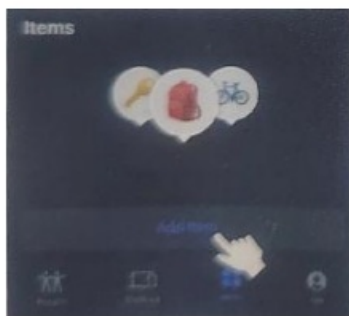
1. Turn on the item
2. Open "Find My" App
3. Tap "Add Item"
4. Select "Other Supported Item"




① Turn on the item



② Open "Find My" App



③ Tap "Add Item"

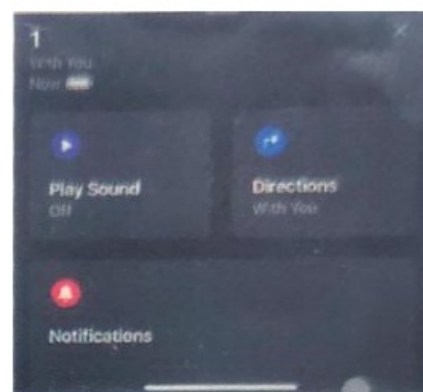


④ Select "Other Supported Item"

5. Click the LocatePro to connect
6. Finish



⑤ Click the LocatePro to connect



⑥ Finish

Note

1. Only for Apple device (such as iPhone).
2. Need turn on the iPhone Bluetooth function and internet.
3. need log into iCloud account, in "Settings" _ "Apple ID" enable "Share My Location" in the Apple Find My app.
4. The Find Items app on Apple Watch requires the latest version of watchOS.

Connect other devices

The Item finder can only be connected to one device.

If you want to connect to other devices, please remember to do the “Remove Item” operation on the Apple Find My app. If it still can't connect, please reset it.

Privacy Data Protection

1. Personal location information protection: The Apple Find My network uses advanced encryption to ensure that no one else, not even Apple, can view the location of your LocatePro.
2. Prevent Anonymous Tracking: How to prevent the device from being maliciously tracked? When someone else's item finder is mixed into your belongings and tracked for a period, you will be prompted in the following two ways. If you have iPhone, iPad or other Apple device, you will get reminders on Apple devices, this function is supported on iOS14.5 or iPadOS14.5 and later versions of Apple devices. If you do not have Apple devices when someone else's item finder is mixed into your belongings and tracked over a period, when it moves, it will emit a beep to remind you. If it happens that your friend is wearing an item finder, or there are many people on this device in the public transportation you take don't worry, because if the item finder does not leave its owner's side, it will not trigger such a warning reminder.

FCC WARNING

This device complies with part 15 of the FCC Rules. Operation is subject to the following two conditions: (1) This device may not cause harmful interference, and (2) this device must accept any interference received, including interference that may cause undesired operation.

Note: This equipment has been tested and found to comply with the limits for a Class B digital device, pursuant to part 15 of the FCC Rules. These limits are designed to provide reasonable protection against harmful interference in a residential installation. This equipment generates, uses and can radiate radio frequency energy and, if not installed and used in accordance with the instructions, may cause harmful interference to radio communications. However, there is no guarantee that interference will not occur in a particular installation. If this equipment does cause harmful interference to radio or television reception, which can be determined by turning the equipment off and on, the user is encouraged to try to correct the interference by one or more of the following measures:

- Reorient or relocate the receiving antenna.
- Increase the separation between the equipment and receiver.
- Connect the equipment into an outlet on a circuit different from that to which the receiver is connected.
- Consult the dealer or an experienced radio/TV technician for help.

Note: The Grantee is not responsible for any changes or modifications not expressly approved by the party responsible for compliance. Such modifications could void the user's authority to operate the equipment. The device has been evaluated to meet general RF exposure requirements. This equipment complies with FCC's RF radiation exposure limits set forth for an uncontrolled environment. This device and its antenna(s) must not be co-located or in conjunction with any other antenna or transmitter.

Made in China

Documents / Resources



[Apple Find My App](#) [pdf] User Manual
Find My App, App

References

- [User Manual](#)

[Manuals+](#), [Privacy Policy](#)

This website is an independent publication and is neither affiliated with nor endorsed by any of the trademark owners. The "Bluetooth®" word mark and logos are registered trademarks owned by Bluetooth SIG, Inc. The "Wi-Fi®" word mark and logos are registered trademarks owned by the Wi-Fi Alliance. Any use of these marks on this website does not imply any affiliation with or endorsement.