



Contents [[hide](#)]

- [1 Apple A3119 Magic Keyboard](#)
- [2 Specifications](#)
- [3 Setting Up the Magic Keyboard](#)
- [4 Using the Magic Keyboard](#)
- [5 Maintenance and Care](#)
- [6 Regulatory Compliance Information](#)
- [7 ISED Canada Compliance](#)
- [8 EU / UK Compliance](#)
- [9 Apple and the Environment](#)
- [10 Disposal and Recycling Information](#)
- [11 Disposal Information for India](#)
- [12 Declaration of Conformance](#)
- [13 FAQs](#)
- [14 Documents / Resources](#)
 - [14.1 References](#)



Apple A3119 Magic Keyboard



Regulatory Compliance Information

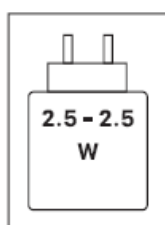
- **FCC Compliance:** This device complies with part 15 of the FCC Rules. Operation is subject to certain conditions to avoid harmful interference.
- **ISED Canada Compliance:** This device complies with ISED Canada licence-exempt standards.
- **EU / UK Compliance:** Apple declares compliance with Directive 2014/53/EU and Radio Equipment Regulations 2017.

Specifications

- **Maximum Power:** Less than 100mW
- **Regions:** Morocco, Ukraine, Australia/New Zealand, Malaysia, Singapore
- **CID:** CIDF15000007

Frequency	Maximum Power
2.4GHz (Bluetooth®)	< 100mW

The power delivered by the charger must be between min 2.5 Watts required by the radio equipment, and max 2.5 Watts in order to achieve the maximum charging speed. This device supports USB-C & BC1.2 charging as described in the USB Implementers Forum, USB Type-C® Cable and Connector Specification Release 2.3 and Battery Charging Specification v1.2 respectively.



Product Usage Instructions

Setting Up the Magic Keyboard

1. Ensure the keyboard is charged or has fresh batteries installed.
2. Turn on the keyboard by pressing the power button.

3. Pair the keyboard with your device via Bluetooth settings.

Using the Magic Keyboard

To type, simply press the keys on the keyboard. The Magic Keyboard provides a seamless typing experience with responsive keys.

Maintenance and Care

Keep the keyboard clean by wiping it with a soft, dry cloth. Avoid using liquids or harsh chemicals that may damage the keys or casing.

Regulatory Compliance Information

Magic Keyboard

FCC Compliance

This device complies with part 15 of the FCC Rules. Operation is subject to the following two conditions:

1. This device may not cause harmful interference, and
2. This device must accept any interference received, including interference that may cause undesired operation.

Note: This equipment has been tested and found to comply with the limits for a Class B digital device, under part 15 of the FCC Rules. These limits are designed to provide reasonable protection against harmful interference in a residential installation.

This equipment generates, uses, and can radiate radio frequency energy and, if not installed and used in accordance with the instructions, may cause harmful interference to radio communications. However, there is no guarantee that interference will not occur in a particular installation.

If this equipment does cause harmful interference to radio or television reception, which can be determined by turning the equipment off and on, the user is encouraged to try to correct the interference by one or more of the following measures:

- Reorient or relocate the receiving antenna.
- Increase the separation between the equipment and receiver.
- Connect the equipment to an outlet on a circuit different from that to which the receiver is connected.
- Consult the dealer or an experienced radio/TV technician for help.

Changes or modifications to this product not authorized by Apple could void the electromagnetic compatibility (EMC) and wireless compliance and negate your authority to operate the product.

This product has demonstrated EMC compliance under conditions that included the use of compliant peripheral devices and shielded cables between system components. You must use compliant peripheral devices and shielded cables between system components to reduce the possibility of causing interference to radios, televisions, and other electronic devices.

Responsible party (contact for FCC matters only):

- Apple Inc.
- One Apple Park Way, MS 911-AHW
- Cupertino, CA 95014 USA
- apple.com/contact

ISED Canada Compliance

This device complies with ISED Canada licence-exempt RSS standard(s). Operation is subject to the following two conditions:

1. This device may not cause interference, and
2. This device must accept any interference, including interference that may cause undesired operation of the device.

EU / UK Compliance

Apple Inc. hereby declares that this wireless device complies with Directive 2014/53/EU and Radio Equipment Regulations 2017. A copy of the Declaration of Conformity is

available at apple.com/euro/compliance. Apple's EU representative is Apple Distribution International Ltd., Hollyhill Industrial Estate, Cork, Ireland. Apple's UK representative is Apple UK Ltd., 2 Furzeground Way, Stockley Park, Middlesex, UB11 1BB.

Apple and the Environment

At Apple, we recognize our responsibility to minimize the environmental impacts of our operations and products. For more information, go to apple.com/environment.

Disposal and Recycling Information

The symbol above means that, according to local laws and regulations, your product and/or its battery shall be disposed of separately from household waste. When this product reaches its end of life, take it to a collection point designated by local authorities. The separate collection and recycling of your product and/or its battery at the time of disposal will help conserve natural resources and ensure that it is recycled in a manner that protects human health and the environment. For information about Apple's recycling program, recycling collection points, restricted substances, and other environmental initiatives, visit apple.com/environment.

Disposal Information for India

The symbol indicates that this product and/or battery should not be disposed of with household waste. When you decide to dispose of this product and/or its battery, do so by following local environmental laws and guidelines. For information about Apple's recycling program, recycling collection points, restricted substances, and other environmental initiatives, visit apple.com/in/environment.

Declaration of Conformance



This product complies with the Reduction of Hazardous Substances (RoHS) requirements specified in the E-Waste (Management) Rules, 2016. Further information on regulated substances and constituents can be found in Apple's Regulated Substances Specification at apple.com/regulated-substances

trademarks of Apple Inc., registered in the U.S. and other countries and regions. The Bluetooth® word mark and logos are registered trademarks owned by Bluetooth SIG, Inc., and any use of such marks by Apple is under license. Printed in XXXX. 034-06358-A

FAQS

- **Q: How do I charge the Magic Keyboard?**
A: The Magic Keyboard can be charged using a Lightning cable. Simply connect the cable to the keyboard and a power source to charge it.
- **Q: Is the Magic Keyboard compatible with all devices?**
A: The Magic Keyboard is designed to work with Apple devices and other devices that support Bluetooth connectivity. Ensure your device is compatible before pairing.

Documents / Resources

	<p>Apple A3119 Magic Keyboard [pdf] User Manual</p> <p>A3119, A3118, A3203, A3119 Magic Keyboard, A3119, Magic Keyboard, Keyboard</p>
	<p>Apple A3119 Magic Keyboard [pdf] User Manual</p> <p>A3119, BCGA3119, a3119, A3119 Magic Keyboard, A3119, Magic Keyboard, Keyboard</p>

References

- [Apple](#)
- [Ergonomics - Apple Support](#)
- [Batteries - Apple](#)
- [Meio ambiente - Apple \(BR\)](#)

- [Ergonomics - Apple Support](#)
- [- Apple \(\)](#)
- [Apple](#)
- [Contact - How to Contact Us - Apple](#)
- [Umweltschutz - Apple \(DE\)](#)
- [Apple TradeÂ In - Apple \(DE\)](#)
- [Environment - Apple](#)
- [Apple \(France\)](#)
- [Environnement - Apple \(FR\)](#)
- [- Apple \(\)](#)
- [Environment - Apple \(IN\)](#)
- [Apple - Redirect](#)
- [Apple \(■■■■\)](#)
- [■■■ - Apple \(KR\)](#)
- [■■ Apple ■■](#)
- [Medio ambiente - Apple](#)
- [Medio ambiente - Apple \(MX\)](#)
- [apple.com/regulated-substances](#)
- [Miljön – Apple \(SE\)](#)
- [Official Apple Support](#)
- [apple.com/tr/legal/warranty/card](#)
- [Ergonomics - Apple Support](#)
- [- Apple \(\)](#)
- [Mac User Guide - Apple Support](#)
- [Resmi Apple Desteği](#)
- [Mac - Apple \(\)](#)
- [Apple](#)
- [Mac - Apple \(\)](#)
- [Mac - Apple \(\)](#)
- [User Manual](#)

◆ A3118, A3119, A3119 Magic Keyboard, A3203, apple, Keyboard, Magic

■ Apple Keyboard

—Previous Post

Apple A3276 Diagnostic Dock Instruction Manual

Leave a comment

Your email address will not be published. Required fields are marked *

Comment *

Name

Email

Website

☐ Save my name, email, and website in this browser for the next time I comment.

Post Comment

Search:

e.g. whirlpool wrf535swhz

Search

[Manuals+](#) | [Upload](#) | [Deep Search](#) | [Privacy Policy](#) | [@manuals.plus](#) | [YouTube](#)

This website is an independent publication and is neither affiliated with nor endorsed by any of the trademark owners. The "Bluetooth®" word mark and logos are registered trademarks owned by Bluetooth SIG, Inc. The "Wi-Fi®" word mark and logos are registered trademarks owned by the Wi-Fi Alliance. Any use of these marks on this website does not imply any affiliation with or endorsement.