



# APEXFORGE M0 Plus Rotary Tool Accessories Kit User Manual

[Home](#) » [APEXFORGE](#) » APEXFORGE M0 Plus Rotary Tool Accessories Kit User Manual 

## Contents

- [1 APEXFORGE M0 Plus Rotary Tool Accessories Kit](#)
- [2 INTRODUCTION](#)
- [3 How to fit a sanding band](#)
- [4 How to fit the cutting wheel](#)
- [5 Documents / Resources](#)
  - [5.1 References](#)
- [6 Related Posts](#)

# APEX FORGE

**APEXFORGE M0 Plus Rotary Tool Accessories Kit**


































## Specifications

- Product Name: 519pcs Rotary Tool Accessories Kit M0 Plus
- Functions: Sanding, Cutting, Grinding/Sharpening, Carving/Engraving, Drilling, Cleaning/Polishing
- Compatibility: Suitable for almost all power rotary tools
- Accepts Bits: From 1/32 inch to 1/8 inch
- Suitable for Size: 1/8, 3/32, 1/16 accessories

## INTRODUCTION


These accessories are suitable for almost all power rotary tools. Please check the reference list before using items appropriately.

**Note:**Each number settings listed in the speed charts=1000RPM'S

Functions	Images	Accessory Description	Cork	Hardwood	Plastic	Steel	Aluminum, brass, etc.	Shell, stone	Ceramic	Glass
Sanding		Sanding paper	10-20	10-20	10-20	--	10-20	--	--	--
		Sanding bands	10-25	10-25	10-25	10-25	10-25	10-25	10-25	--
		Flap wheel	10-20	10-20	--	--	--	--	--	--
Cutting		Diamond wheel	--	--	--	--	--	25-35	25-35	25-35
		Cut off wheels fiberglass	--	--	--	25-35	25-35	--	--	--
		Cut off wheels	--	--	--	25-35	25-35	--	--	--
		HSS cutting disc	20-35	20-35	20-35	--	--	-- --		--
Grinding/ Sharpening		Grinding wheels	--	--	25-35	25-35	25-35	25-35	25-35	--
		Silicon carbide grinding wheels with shank	--	--	25-35	25-35	25-35	25-35	25-35	--
		Aluminum oxide Grinding wheels with shank	--	--	25-35	25-35	25-35	25-35	25-35	--
		Rubber emery wheel	--	--	--	15-25	15-25	--	--	15-25
		Rubber grinder with shank	--	--	--	15-35	15-35	15-35	15-35	15-35
Carving/ Engraving		Diamond grinding needle	15-35	15-35	15-35	--	--	--	--	--
		HSS cutter	15-35	15-35	15-35	--	--	--	--	--
Drilling		HSS drill	25-35	25-35	25-35	--	--	--	--	--
Cleaning/ Engraving		Bristle brushes	10-20	10-20	10-20	10-20	10-20	10-20	10-20	10-20
		Stainlesssteel brushes	10-20	10-20	10-20	10-20	10-20	10-20	10-20	10-20
		HSS cutter	15-35	15-35	15-35	--	--	--	--	--
Drilling		HSS drill	25-35	25-35	25-35	--	--	--	--	--
Cleaning/ Polishing		Bristle brushes	10-20	10-20	10-20	10-20	10-20	10-20	10-20	10-20
		Stainlesssteel brushes	10-20	10-20	10-20	10-20	10-20	10-20	10-20	10-20
		brass brushes	10-20	10-20	10-20	10-20	10-20	10-20	10-20	10-20
		Felt wheel pointed/ Felt wheels	15-25	15-25	15-25	15-25	15-25	15-25	15-25	15-25
		Wool polishing with shank	15-25	15-25	15-25	15-25	15-25	15-25	15-25	15-25
		Polishing compound	Use with Felt wheel pointed/Felt wheels							
Accessories		Universal Chuck	Accepts bits from 1/32 inch to 1/8 inch							
		Collets	Suitable for size 1/8, 3/32, 1/16 accessories							
		Wrench	fixing the attachments							
		Whetstone	Adjust the concentricity of Grinding Wheels to keep them in good condition							
		Mandrel for cut off wheel	To link Rubber emery wheel/Sanding paper/Diamond wheel/cut off wheels/Grinding wheels							
		Sanding shank	Mandrel for cut off wheels can hitch sanding bands							

## How to fit a sanding band

1. Align the sanding drum and band
2. Press the band into the drum
3. Use the wrench to twist the drum screw



### How to fit the cutting wheel

1. DAlign the cutting wheel and mandrel
2. Connect the wheel with the mandrel
3. Use the wrench to twist the mandrel screw





**[APEXFORGE M0 Plus Rotary Tool Accessories Kit](#)** [pdf] User Manual  
M0 Plus, M0 Plus Rotary Tool Accessories Kit, Rotary Tool Accessories Kit, Tool Accessories Kit  
, Accessories Kit, Kit

## References

- [🔥 Welcome to Forge - A More Accessible Private Market](#)
- [User Manual](#)

[Manuals+](#), [Privacy Policy](#)

This website is an independent publication and is neither affiliated with nor endorsed by any of the trademark owners. The "Bluetooth®" word mark and logos are registered trademarks owned by Bluetooth SIG, Inc. The "Wi-Fi®" word mark and logos are registered trademarks owned by the Wi-Fi Alliance. Any use of these marks on this website does not imply any affiliation with or endorsement.