

Aperia tech Halo Drive Application User Guide


[Home](#) » [Aperia tech](#) » Aperia tech Halo Drive Application User Guide 

Contents

- [1 Aperia tech Halo Drive Application](#)
- [2 Specifications](#)
- [3 ACTIVATION: ONE-TIME BLUETOOTH PAIRING](#)
- [4 Documents / Resources](#)
 - [4.1 References](#)



Aperia tech Halo Drive Application



Specifications

- Product Name: Halo Drive
- Compatibility: Android and iPhone/iPad
- App Download Link: <https://aperiatech.com/halo-drive-app/>


ACTIVATION: ONE-TIME BLUETOOTH PAIRING

The Halo Drive app is available for Android and iPhone/iPad at <https://aperiatech.com/halo-drive-app/>. Before continuing, download and install the app from Google Play or the Apple App Store or use the QR Code here:



1. LAUNCH THE HALO DRIVE APP

At the vehicle, open the Drive App, follow the brief Tour and click “Finish Tour” to continue.



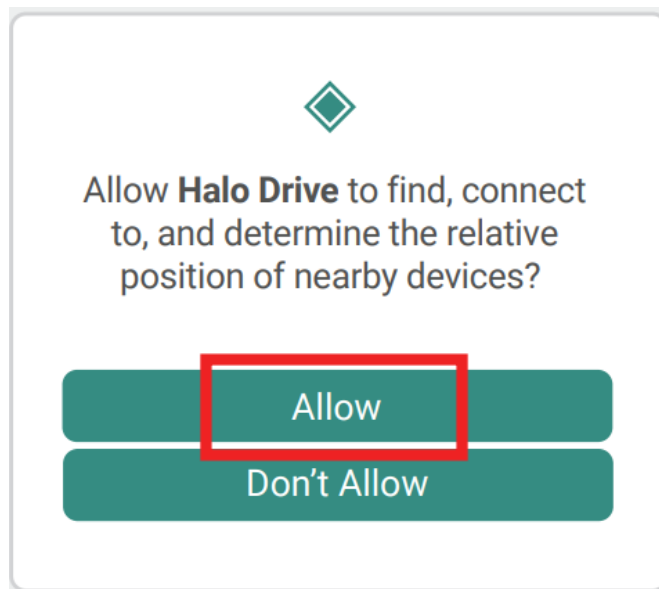
2. SCAN QR CODE

The app will access the camera and ask to scan the code. The label can be found inside the driver's door frame.



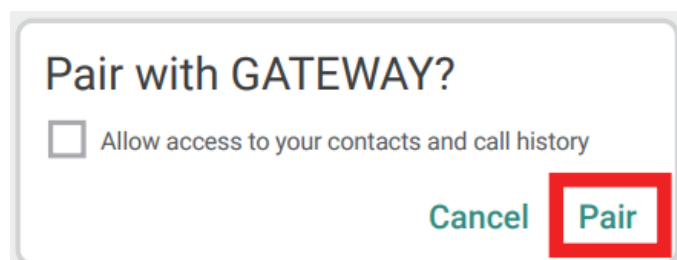
3. ALLOW THE APP TO FIND GATEWAY

After scanning, the app will ask for permission to access the Gateway. Click "Allow".



4. COMPLETE BLUETOOTH PAIRING

A system dialogue will ask to allow the app to Pair. Click "Pair". Next, enter the Bluetooth PIN from the door sticker and click "OK".



Pair with GATEWAY?

031776

Usually 0000 or 1234

☐ PIN contains letters or symbols

You may also need to type this PIN on the other device.


☐ Allow access to your contacts and call history

CancelOK

5. CONNECT TO VEHICLE


Once Pairing is complete, a screen will display configuration information. Click "Continue".

Connecting to Gateway


Bluetooth pairing successful!

Connected Vehicle

Gateway SN 024586



Vehicle ID

294732

Vehicle VIN

JH4KA4552LC005350

Vehicle Type

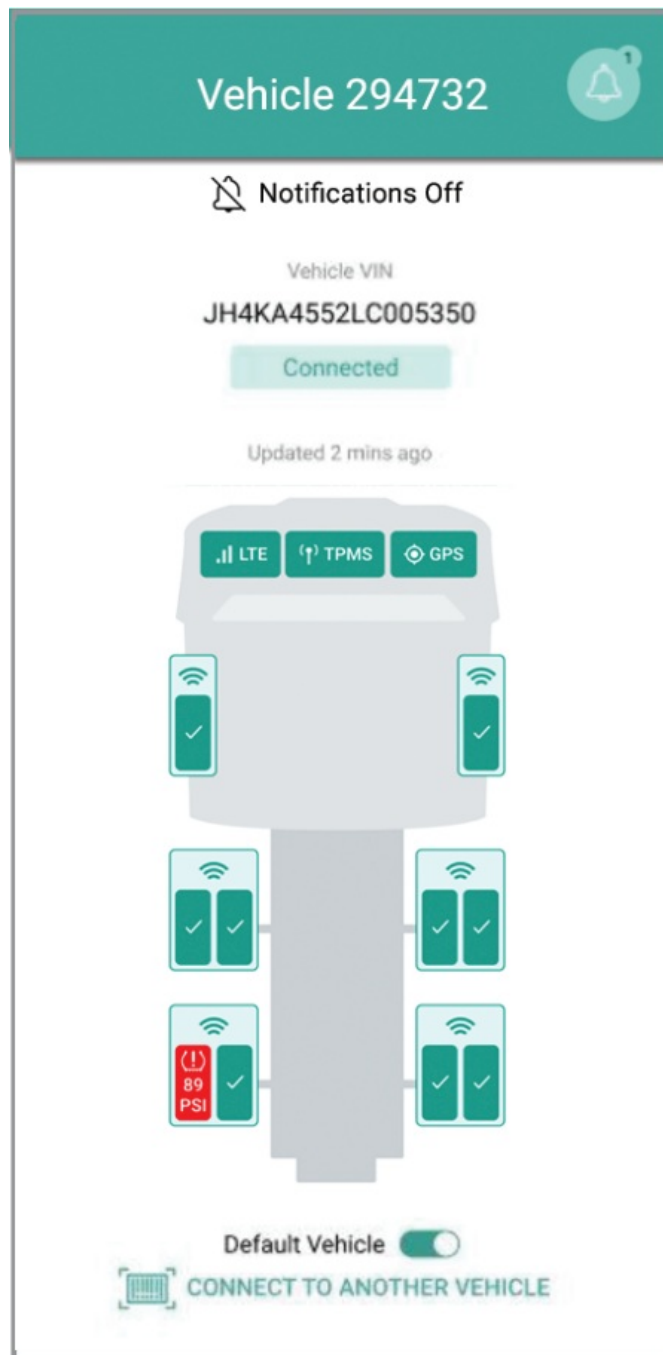
Dual Axle Tractor

CONTINUE

SCAN AGAIN


6. VEHICLE WELCOME SCREEN

Moving forward, opening the app will immediately display the Vehicle information screen.



3160 Corporate Place
Hayward, CA 94545
P: (650) 741-3231
F: (415) 524-2449
aperiatech.com
info@aperiatech.com

Documents / Resources



[Aperia tech Halo Drive Application](#) [pdf] User Guide
Halo Drive Application, Halo, Drive Application, Application

References

- [A Halo Tire Inflator for Tractors & Trailers | Aperia Technologies](#)
- [User Manual](#)

Manuals+, Privacy Policy

This website is an independent publication and is neither affiliated with nor endorsed by any of the trademark owners. The "Bluetooth®" word mark and logos are registered trademarks owned by Bluetooth SIG, Inc. The "Wi-Fi®" word mark and logos are registered trademarks owned by the Wi-Fi Alliance. Any use of these marks on this website does not imply any affiliation with or endorsement.