 **Apeos**  
**C7070 A3 Color**  
**Multifunction Printer**



# Apeos C7070 A3 Color Multifunction Printer Owner's Manual

[Home](#) » [Apeos](#) » Apeos C7070 A3 Color Multifunction Printer Owner's Manual 

## Contents

- 1 Apeos C7070 A3 Color Multifunction Printer
- 2 Product Information
- 3 Product Usage Instructions
- 4 Quick and simple operability
- 5 Seamless sharing and document management
- 6 Streamline operations for remote work style
- 7 Safeguard important information
- 8 Reliable support system
- 9 Apeos C7070 / C6570 / C5570 / C4570 / C3570 / C3070 Specifications
- 10 Enhanced basic functions
- 11 FAQ
- 12 Documents / Resources
  - 12.1 References



**Apeos C7070 A3 Color Multifunction Printer**



## Product Information

### Specifications:

- **Model:** Apeos C7070 / Apeos C6570 / Apeos C5570 / Apeos C4570 / Apeos C3570 / Apeos C3070
- **Release Date:** October 2024
- **Edition:** GM1523E5-4 Edition 1

## Product Usage Instructions

### Safety Notes:

Before using this product, read Safety Notes carefully for safe use. Follow the instructions provided for safety use.

### Warnings:

- **DANGER:** Used for items that, if not followed strictly, can lead to death or severe injuries. Follow these instructions carefully.
- **WARNING:** Used for items that, if not followed strictly, can lead to severe or fatal injuries. Pay attention to these warnings.
- **CAUTION:** Used for items that, if not followed strictly, can cause injuries to the user or damage to the machine. Handle with care.

**Instructions:** A symbol for items to pay attention to when handling the machine. Follow instructions carefully to use the machine safely.

**Prohibited Items:** A symbol for prohibited items. Follow instructions carefully to avoid any dangerous acts.

### Electrical Safety:

- **WARNING:** This product shall be operated by the power source as indicated on the product's data plate. Consult your local power company to check if your power source meets the requirements.

- **CAUTION:** Unplug this product to turn off power completely. Install this product near an outlet to easily unplug it in case of emergency.
- **CAUTION:** When cleaning this product, always switch off and unplug it. Access to a live product interior may cause electric shock.
- **CAUTION:** Do not unplug or re-plug this product with the switch on. Hold the plug, not the cord, when unplugging to avoid damage or accidents.

## **New Times, New Apeos**

- The new “Apeos” offers advanced features with high security level and easy operability to help business diversify with times.
- “Apeos” devices are able to connect smoothly with a variety of solutions and services to realise an all new agile remote workstyle of working anytime, anywhere.

## **Accelerate your world of remote work style**

### **Easy-to-use and intuitive operability.**

From one touch mobile connection to direct access to cloud services, these seamless operations along with strong security features help you create a seamless remote work culture.

- **Quick and simple operability**
  - Easy and intuitive operation
  - Fast output with no wait time
- **Seamless sharing and document management**
  - Improve daily work efficiency
  - Integrate regular workflows
- **Easy Connectivity**
  - Seamless connectivity from anywhere using mobile and cloud services.
- **Safe guarding information**
  - Important information is well protected

## **Customer who requires**

- A well-balanced multifunction printer as primary/secondary device
- A device that can assist them in developing a remote yet seamless working environment
- A device that can be used on the go with seamless connectivity options
- A device that allows convenient information sharing anytime, anywhere
- A device that allows tracking by department usage patterns for maximising work and cost efficiency

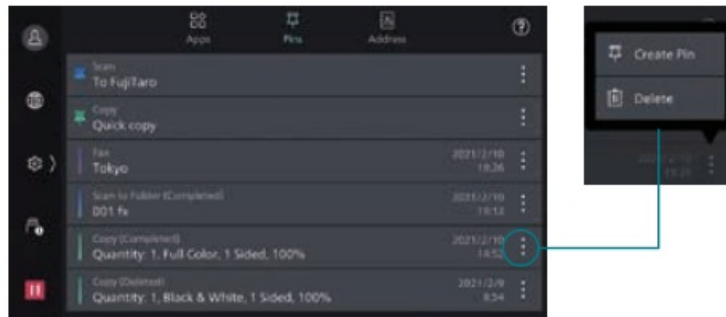
## **Quick and simple operability**

### **Simple layout with easy navigation**

Black and gray tone UI gives better contrast for easy recognition

- Icons are evenly spread for easy recognition

- Consistent operation steps of each function for easy recall
- Home screen personalization for ease of access to commonly used functions
- Pin regular settings for registering frequent or repeated jobs
- Clear visible light notifications for completed or error jobs
- Subtle sound notification for alert and attention



### Light notification reminder

Light notification reminds user of uncol-lected original or printed document on the trays.

- Prevents uncollected documents left on the Center Tray or feeder
- Center Tray light further notifies when a fax is received on the Side Tray

### Accelerated operations with no wait time

Quick startup and output for greater efficiency

- Quick warm up in less than 24 seconds
- Fast Boot Mode prepares the operation panel in 6 seconds\*1
- First Copy Output Time in 3.3 seconds\*2
  1. Depending on the status of the main unit and configuration of options, it may not operate or take more than 6 seconds.
  2. A4 LEF for C7070/C6570 when in horizontal/Monochrome preferred mode

### Quick scanning of high-volume originals

Up to 270ppm\* can be read at high speed in Copy or Scan. The post-processing jobs can be carried out without delay.

- Equipped with multifeed detection
- One pass DADF will not damage the original document
- The document cover closes slowly
- For Duplex Automatic Document Feeder C2-PC.
- During 1 pass and 2 sided scanning, 200 dpi to Folder.

### Trays open and close lightly and quietly

Paper trays are equipped with a retraction mechanism for smooth opening and closing

- One soft push for closing
- Retracts softly and gently

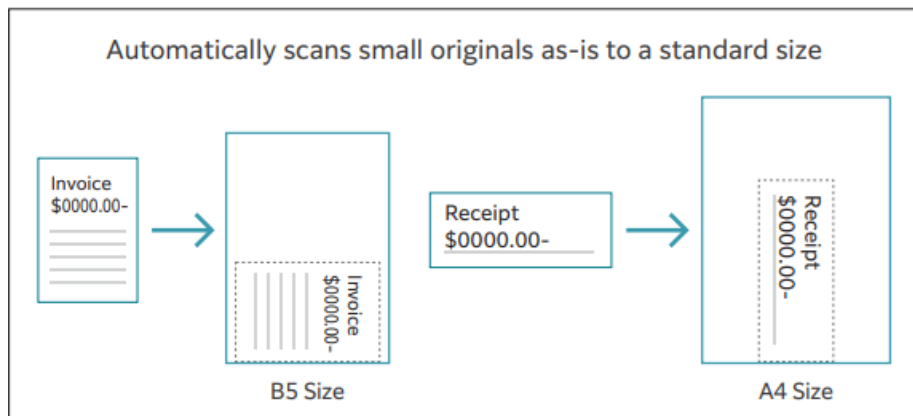
- Drawing out is effortless

## Seamless sharing and document management

### Scan small originals such as checks and invoices together

Custom-size or small-size documents such as receipts can be scanned directly from the Duplex Automatic Document Feeder which can be automatically set into the nearest standard size.

- Instantly scan without manual entry of each original size
- Automatically converts custom-size originals to standard size
- Smart OCR\* function reduces post-processing work
- Optional



### Enhance sales capabilities by utilising business card information

With Duplex Automatic Document Feeder B2-PC, you can load originals that are as small as business cards.

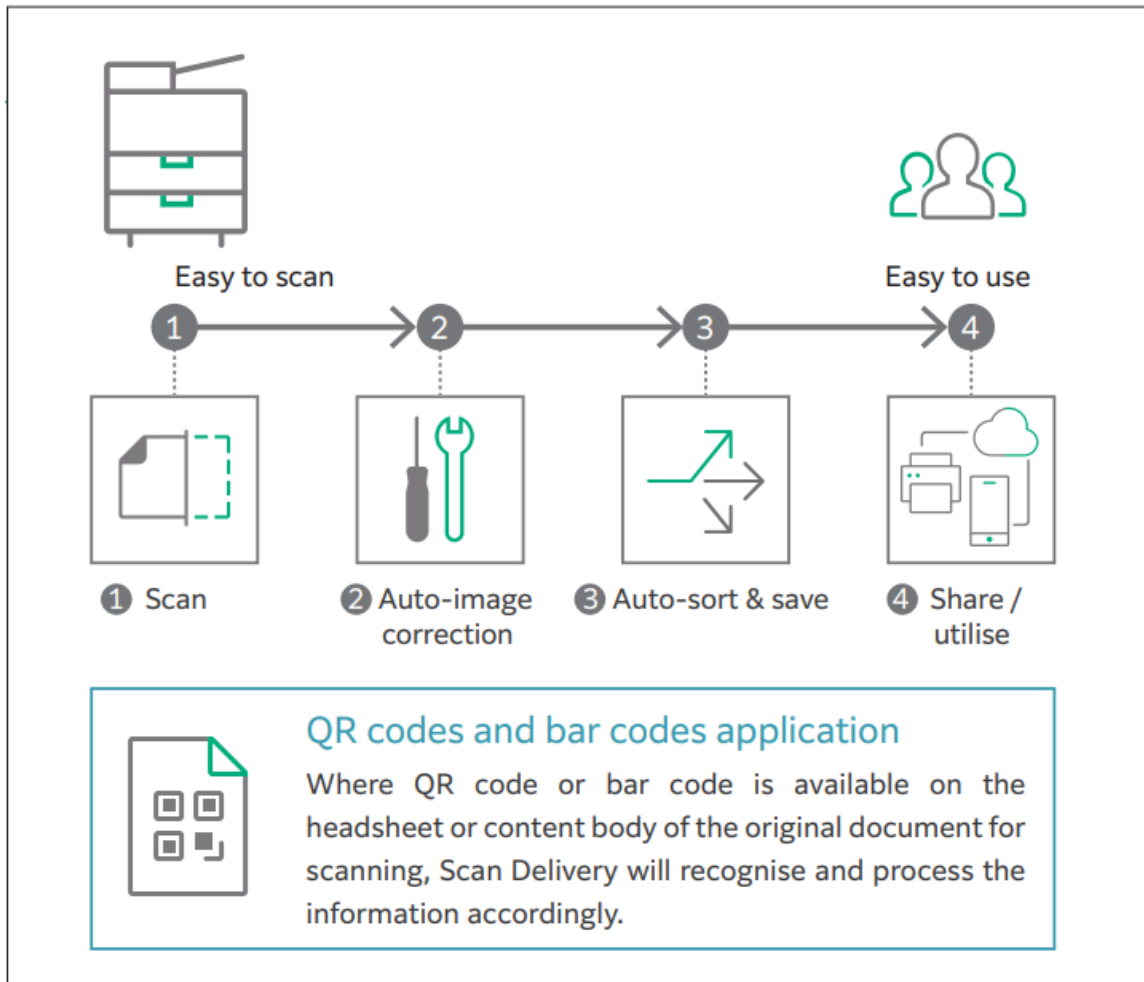
- Supports minimum size of 49mm(W) x 85mm(L)\*1
- Multiple sheets of original can be loaded and scanned together
- 1-pass 2-sided DADF allows simultaneous front and back side scanning
- OCR\*2 feature reduces workload of manual data entry
  1. Applicable for paper weight 38 to 209 gsm
  2. Optional



## Digitisation of paper documents for effortless document management

With Scan Delivery\*, you can automatically process and store scanned images by simply pressing the preset button for each workflow or document type.

- Automate to set file format, file name, OCR, etc
- Automatically stores scanned and processed documents in the appropriate destination
- Specify particular words or characters in a document as the folder or file name
- 0 and other frequently mis-recognised characters can be read correctly
- Optional.



## Streamline operations for remote work style

### Do not miss any faxes when you are working remotely

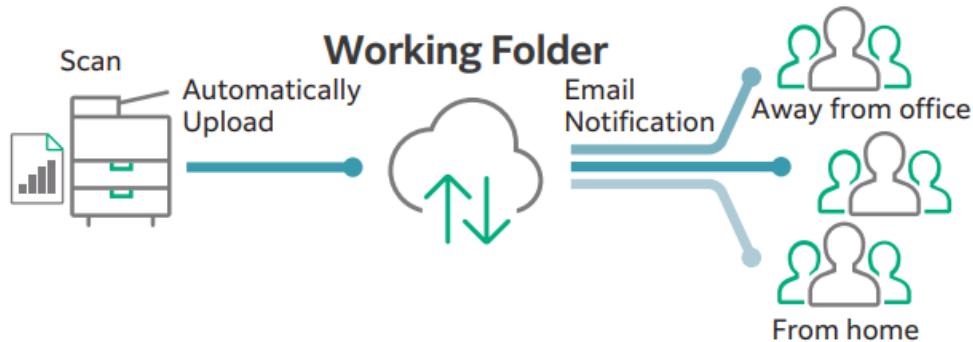
Paperless fax function automatically stores received faxes into folders which can be transferred to a PC or sent as emails

- Received faxes can be forwarded to your mobile device by email
- Received faxes can be transferred to Working Folder\*1
- It can be sorted by fax number, date received, and person in charge\*2
- Incoming fax processing can be switched by time, day of the week and period\*2
- Can be set with one touch\*2
  1. Cloud services provided by FUJIFILM Business Innovation. A separate contract is required.
  2. Optional

### Share information anytime, anywhere

With Working Folder\* and internet access, documents can be viewed regardless of time and location.

- Can be linked smoothly with multifunction devices, DocuWorks, and mobile devices
- Documents in Working Folder can be printed from the control panel
- Scanned documents will be assigned a file name and stored in Working Folder. An email notification will be sent to relevant users



- Cloud services provided by FUJIFILM Business Innovation. A separate contract is required.

### Print out from any multifunction device within the office

With Server-less On-Demand Print\*, you have the flexibility to print and collect the print outs from any of the connected multifunction devices.

- Improves productivity by printing from another available multifunction device when the current device is in use
- Up to 100 units can be linked \* Optional.

### Flexibility in office layout

Supports Wireless LAN environment\*.

- Supports free addressing in the office with Wi-Fi support.
- Up to five Wi-Fi Direct multifunction devices can be connected at the same time
- Supports direct mobile printing \* Optional.

### Easy and secure output even when you are working remotely

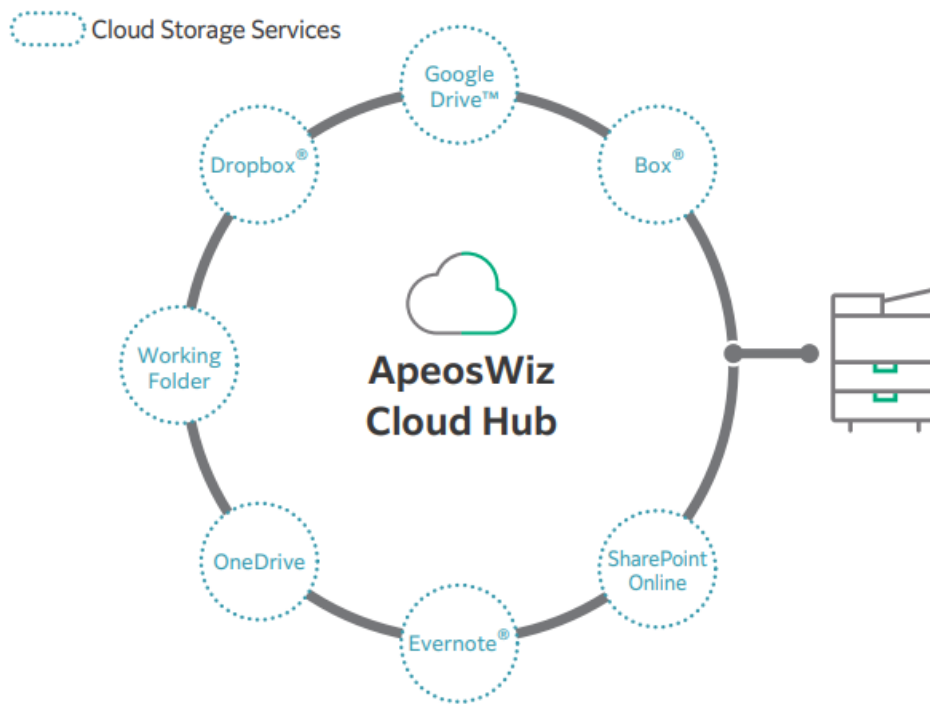
With ApeosWiz Cloud ODP\*, you can register documents from a PC or mobile device to the cloud server and print them from the designated multifunction device.

- Can be operated securely using a User ID and password
- Fear of loss or stolen data is minimised
- No dedicated driver is required
- Cloud services provided by FUJIFILM Business Innovation.

### Centralized cloud integration

ApeosWiz Cloud Hub\*1 allows single sign-on to multiple cloud storage services.

- Specific storage location can be assigned for scanned documents directly from the multifunction device
- Searching documents from multiple cloud services is supported
- Full-text search on scanned documents can be performed with OCR
- Streamline accounting work by linking with Concur Expense\*2



1. Cloud services provided by FUJIFILM Business Innovation. A separate contract is required.
2. A separate contract is required.

## Safeguard important information

Information is an important asset which should be protected at all cost

### [Protect from unauthorised user]

- **User Authentication and Permissions**

Unauthorized operations and access are prevented by user identification and usage restrictions.

- Local Authentication
- Authentication by Remote Server\*
- IC Card Authentication\*
- User-specific feature access
- Private Charge Print
- Image log\*
- Print UUID \*Optional.

- **Prevents unwanted access**

Secondary Ethernet\* Add Ethernet, separate the network \*Optional.

### [Protects Data]

- **Protection of communication data**

Protects the communication data between the multifunction device and a PC or file server from eavesdropping or tampering.

- Encryption of communication paths by SSL/TLS or IPsec



- Encryption when transferring via SMBv3 and SFTP
- Scan file encryption/signature
- Email encryption and signature by S/MIME
- TLS version limit
- Elliptic curve cryptography
- WPA3

- **Protection of stored documents in multifunction device**

Protects the data stored in the multifunction device by encryption.

- Encryption of stored data
- Uses TPM\* 2.0 chip for encryption key management
- Deletes settings and document information all at once
- Trusted Platform Module

## **[Protect from unauthorised access]**

- **Protection of management function**

Protects against unauthorised access to the multifunction device's management function.

- Service representative operation restriction
- Account lock to prevent unauthorised access
- Information for changing the default password
- Warnings displayed when using global IP address

- **Protection of multifunction device software**

Prevents the installation, execution, and operation of fraudulent software.

- Software signature verification
- Remote update restrictions
- IP address filtering
- Tampering detection at startup
- Prevention of tampering during operation
- Automatic restoration of multifunction device software
- Audit log
- Audit log system transfer

## **[Prevents operation errors]**

### **Prevents settings and operation errors**

Prevents information leakage due to inadvertent mistakes by administrators and users.

- Scan documents to be delivered to fixed destination
- Re-enter fax recipient
- Annotations
- Hidden text printing\*
- Digital code embedding and tracking function\*
- Optional.



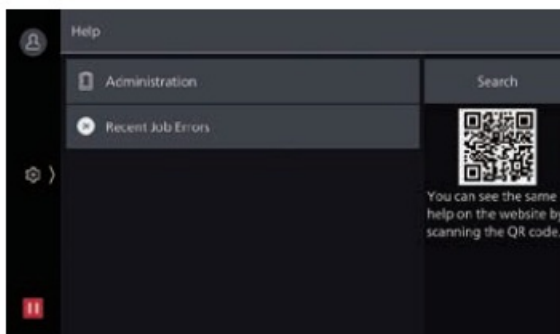
## Reliable support system

### Easy solutions to resolve problems

From supplies replacement to unexpected device failures, most problems can be resolved without waiting for the service representatives or sales representatives.

#### 1. Resolve problem using the “Help” function on the device

- Self Help information is available on the control panel
- Self Help information can be accessed via the mobile device by scanning the QR code displayed on the control panel



#### 2. “Remote Assistance” with the help of operators

- Connects directly to the Support Centre
- An operator will remotely access the multifunction device to resolve the problem by guiding through the steps on the shared control panel

#### 3. ApeosWiz Device Log\*

Multifunction device usage can be tallied and viewed via Web UI. This streamlines expense management and promotes TCO savings.

- Usage calculation can be done via the web browser
- Authentication function allows usage tracking by user level
- Easy-to-read result tabulations in colour coded tables and charts
- Dedicated server is not required
- Cloud services provided by FUJIFILM Business Innovation.

#### 4. Create appealing promotional materials from various type of paper size and material

The device supports various paper size and thickness such as postcards, envelopes, and long paper.

Promotional materials can be easily produced in-house

- Supports long paper up to 320 × 1200 mm
- Supports 52 to 300 gsm paper from lightweight cardstock paper such as certificate of commendation
- Bypass tray supports postcards and envelopes, and an optional “Envelope Tray” is available

## Optional



Staple



Punch



Saddle Staple



Z-fold Half Sheet



Tri-fold

- **Staple**

Stapling multiple pages together

- **Punch**

Hole punching for binders

- **Saddle Staple**

Convenient for making catalogs and booklets

- **Z-fold Half Sheet**

Z-folds A3 documents into A4 size

- **Tri-fold**

Convenient for inserting direct mail, etc.

Finisher-A2	Finisher-B4 + Booklet Maker Unit	Finisher-C4	Finisher-C4 with Booklet Maker	Finisher-C4 with Booklet Maker + Folder Unit CD3
-------------	--	-------------	-----------------------------------	---



Staple capacity	50 sheets* <sup>1</sup>	50 sheets	50 sheets or 65 sheets* <sup>2</sup>	50 sheets or 65 sheets* <sup>2</sup>	50 sheets* <sup>3</sup> or 65 sheets* <sup>2*3</sup>	
Punch	– 2/4 holes or 2/3 holes* <sup>4</sup>	2/4 holes or 2/3 holes* <sup>5</sup>	2/4 holes or 2/3 holes* <sup>5</sup>	2/4 holes or 2/3 holes* <sup>5</sup>	2/4 holes or 2/3 holes* <sup>5</sup>	
Saddle Staple	– 15 sheets* <sup>6</sup>	–	20 sheets	20 sheets		
Single fold	–	* <sup>6</sup>	–			
Tri-fold	–	–	–	–	* <sup>7</sup>	
Z-fold Half Sheet	–	–	–	–	* <sup>7</sup>	
Paper Output tray	–	–	500 sheets	500 sheets	500 sheets	
Capacity* <sup>8</sup>	Finisher tray	500 sheets	2000 sheets	3000 sheets	1500 sheets	1500 sheets

**Note:** Finisher-A2 is compatible with models up to C5570 / C4570 / C3570 / C3070.

1. A4 size. Up to 30 sheets for B4 or larger.
2. With Finisher-C Staple Unit
3. When mixed with Z fold half sheet, the number of sheets is reduced.
4. Finisher-B4 requires the 2/4 Hole Punch Kit or the US 2/3 Hole Punch Kit.
5. One of the following is required: Finisher-C4 (2/4 Holes), Finisher-C4 with Booklet Maker (2/4 Holes), Finisher-C4 (2/3 Holes), or Finisher-C4 with Booklet Maker (2/3 Holes).
6. Booklet Maker Unit is required. Saddle Staple and Single Fold on Finisher-B4 make creases without folding.
7. Folder Unit CD3 is required.
8. 70 to 80 gsm paper / A4 size.

### For high volume copy, print and fax jobs

#### High Capacity Feeder Type

- High Capacity Feeder B1 can feed 2000 sheets\*<sup>1</sup>
- High Capacity Feeder B2 can feed 2940 sheets\*<sup>1</sup>
- Maximum paper capacity of 6140 sheets\*<sup>2</sup> can be loaded with Tandem Tray module to support high volume printing needs.
  1. 70 to 80 gsm paper
  2. For 70 to 80 gsm paper, C7070/C6570 and High Capacity Feeder B2



Recover y Time ( Recover y Time fr om Slee p mode)		13 seconds or less ( 23 degre es Celsi us room temperat ure)	11 seconds or less (23 degrees Celsius roo m temperature )		5 seconds or less (23 degrees Celsius room temperature)												
Original Size		Maximum of A3, 11 x 17", 297 x 432 mm for both Sheet and Book															
Max		SRA3 (320 x 450 mm), 12 x 18" (305 x 457 mm), A3 [12 x 19" (305 x 483 mm), 320 x 483 mm when using Bypass Tray]															
P a p e r S i z e	Min	A5, Postcard (100 x 148 mm) [89 x 98 mm when using Bypass Tray]															
	Ima ge l o s s w i d t h * 3	Lead edge 4.0 mm, Trail edge 2.0 mm, Right/Left edge 2.0 mm															
P a p e r W e i g h t * 4	Pap er Tr ay	52 to 300 gsm															
	Byp ass Tray	52 to 300 gsm															
F i r s t C o p y O u t p u t T i m e	B/W * 5	3. 3 s e c.	3. 3 s e c.			3. 7 s e c.	4. 4 s e c.			4.9 sec.				4.9 sec.			
	Colo ur * 6	4. 1 s e c.	4. 1 s e c.			5. 2 s e c.	5. 7 s e c.			6.7 sec.				6.7 sec.			
C o n t i n	A4 L EF/ JIS B5 L EF	B/W: 70 ppm B/W: 65 ppm B/W: 55 ppm B/W: 45 ppm B/W: 35 ppm B/W: 30 ppm Colour:70 ppm Col our:65 ppm Colour:55 ppm Colour:45 ppm Colour:35 ppm Colour:30 ppm															
	A4 / JIS B5	B/W: 50 ppm B/W: 47 ppm B/W: 40 ppm B/W: 32 ppm B/W: 27 ppm B/W: 23 ppm Colour:50 ppm Col our:47 ppm Colour:40 ppm Colour:32 ppm Colour:27 ppm Colour:23 ppm															

u o u s c o p y s p e e d* 7	JIS B4	B/W: 41 ppm B/W: 38 ppm B/W: 32 ppm B/W: 26 ppm B/W: 23 ppm B/W: 20 ppm Colour:41 ppm Col our:38 ppm Colour:32 ppm Colour:26 ppm Colour:23 ppm Colour:20 ppm
	A3	B/W: 35 ppm B/W: 32 ppm B/W: 27 ppm B/W: 22 ppm B/W: 19 ppm B/W: 17 ppm Colour:35 ppm Col our:32 ppm Colour:27 ppm Colour:22 ppm Colour:19 ppm Colour:17 ppm
P a p e r T r a y C a p a c i t y *8	Stan dard	4 Tray Model: 520 sheets x 4-tray + Bypass Tray 90 sheets  Tandem Tray Model: 520 sheets x 2-tray + 840 sheets + 1230 sheets + Bypass Tray 90 sheets
	Opti onal	High Capacity Feeder B1: 2000 sheets High Capacity Feeder B2: 2940 sheets
	Max	4 Tray Model: 5110 sheets (4 Tray Model + High Capacity Feeder B2)  Tandem Tray Model: 6140 sheets (Tandem Tray Model + High Capacity Feeder B2)
Output T ray Capacity *9		Upper Center: 250 sheets (A4 LEF), Lower Center: 250 sheets (A4 LEF)
Power S upply		AC220-240 V +/- 10 %, 10 A, 50/60 Hz common

Maximum Power Consumption	<p>2.2 kW (AC 220 V +/- 10 %)</p> <p>2.4 kW (AC 240 V +/- 10 %)</p> <p>Sleep mode : 0.5 W (AC 230 V)</p> <p>Ready mode: 106 W (AC 230 V)</p>	<p>2.2 kW (AC 220 V +/- 10 %)</p> <p>2.4 kW (AC 240 V +/- 10 %)</p> <p>Sleep mode : 0.5 W (AC 230 V)</p> <p>Ready mode: 90 W (AC 230 V)</p>	<p>2.2 kW (AC 220 V +/- 10 %)</p> <p>2.4 kW (AC 240 V +/- 10 %)</p> <p>Sleep mode: 0.5 W (AC 230 V)</p> <p>Ready mode: 57 W (AC 230 V)</p>
Dimensions	<p>W 658 x D 790 x H 1169 mm</p>	<p>4 Tray Model (DADF B2-PC): W 658 x D 720 x H 1119 mm</p> <p>4 Tray Model (DADF C2-PC): W 658 x D 790 x H 1169 mm</p> <p>Tandem Tray Model (DADF B2-PC):</p> <p>W 658 x D 720 x H 1119 mm</p> <p>Tandem Tray Model (DADF C2-PC):</p> <p>W 658 x D 790 x H 1169 mm</p>	<p>W 633 x D 677 x H 1119 mm</p>



Weight* 10	156 kg	4 Tray Mode I (DADF B2-PC): 129 kg  4 Tray Mode I (DADF C2-PC): 146 kg  Tandem Tray Model (DADF B2-PC): 136 kg  Tandem Tray Model (DADF C2-PC): 156 kg	124 kg
---------------	--------	--	--------

1. The Storage Device Capacity is not totally available for customers.
2. Embedded Plug-ins / Custom Services are enabled as factory default. You can change the settings if needed.
3. Up to A3 size.
4. It is recommended to use our recommended paper. Correct print output may not be possible depending on the requirement.
5. A4 LEF / Monochrome priority mode.
6. A4 LEF / Colour priority mode.
7. The speed may be reduced due to the image quality adjustment.
8. 80 gsm paper.
9. 70 gsm paper.
10. Excluding Toner Cartridge.

#### **Duplex Automatic Document Feeder B2-PC**

Item	Description			
	C5570	C4570	C3570	C3070
Original Size / Paper Weight	Max: A3, 11 x 17"; Min: A6*1 38 to 128 gsm (In Duplex: 50 to 128 gsm) *2			
Capacity*3	130 sheets			
Copy (A4 LEF, Scan Simplex) Speed*4 _____ _____ _____ _____ _____ _____ _____ Scan	B/W: 55 ppm Colour: 55 ppm	B/W: 45 ppm Colour: 45 ppm	B/W: 35 ppm Colour: 35 ppm	B/W: 30 ppm Colour: 30 ppm
B/W: 80 ppm, Colour: 80 ppm (1 pass, 2 sided scanning: B/W 160 ppm, Colour 160 ppm) [Standard Document (A4 LEF), 200 dpi, to Folder.]				

1. The minimum custom size is 49 x 85 mm.
2. Custom sizes from 49 x 85 mm to 55 x 91 mm are available from 38 to 209 gsm.
3. 70 gsm paper.
4. The scanning speed varies depending on the documents.

#### Duplex Automatic Document Feeder C2-PC

Item		Description			
		C7070	C6570	C5570	C4570
Original Size / Paper Weight		Max: A3, 11 x 17"; Min: A6*1 38 to 200 gsm (In Duplex: 50 to 200 gsm)			
Capacity*2		250 sheets			
Scan Speed*3	Copy (A4 LEF, Simplex)	B/W: 70 ppm Colour: 70 ppm	B/W: 65 ppm Colour: 65 ppm	B/W: 55 ppm Colour: 55 ppm	B/W: 45 ppm Colour: 45 ppm
	Scan	B/W: 135 ppm, Colour: 135 ppm (1 pass, 2 sided scanning: B/W 270 ppm, Colour 270 ppm) [Standard Document (A4 LEF), 200 dpi, to Folder.]			

1. The minimum custom size is 84 x 139.7 mm.
2. 70 gsm paper.

3. The scanning speed varies depending on the documents.

## Print Function

Item		Description
Type		Built-in type
Continuous Print Speed *1		Same as the Basic Specifications / Copy Function
Printing Resoluti on	Standard	[PCL Driver]  Standard: 1200 x 2400 dpi, High Quality: 1200 x 2400 dpi,  High Resolution: 1200 x 1200 dpi
	Optional	[Adobe® PostScript® 3TM Driver]  High Speed (Standard): 600 x 600 dpi, High Quality: 1200 x 2400 dpi,  High Resolution: 1200 x 1200 dpi
Page D escripti on Langua ge	Standard	PCL5 / PCL6
	Optional	Adobe® PostScript® 3TM
Support ed Ope rating S ystem*2	Standard	[PCL Driver]  Windows 10 (32 bit / 64 bit), Windows 8.1 (32 bit / 64 bit),  Windows Server 2019 (64 bit), Windows Server 2016 (64 bit),  Windows Server 2012 R2 (64 bit), Windows Server 2012 (64 bit)
	Standard	[Mac OS X Driver]  macOS 11 / 10.15 / 10.14 / 10.13 / 10.12
	Optional	[Adobe® PostScript® 3TM Driver]  Windows 10 (32 bit / 64 bit), Windows 8.1 (32 bit / 64 bit),  Windows Server 2019 (64 bit), Windows Server 2016 (64 bit),  Windows Server 2012 R2 (64 bit), Windows Server 2012 (64 bit)  macOS 11 / 10.15 / 10.14 / 10.13 / 10.12
Interfac e	Standard	Ethernet 1000BASE-T / 100BASE-TX / 10BASE-T, USB3.0
Optional		Wireless LAN (IEEE 802.11 a / b / g / n / ac)

1. The speed may be reduced due to the image quality adjustment. The printing speed may be reduced depending on the document.
2. Please refer to our official website for the latest supported OS.

### Scan Function (Optional)

Item		Description
Type		Colour Scanner
Scan Resolution		600 x 600 dpi, 400 x 400 dpi, 300 x 300 dpi, 200 x 200 dpi
Scan Speed		Same as the Scan Speed for the Duplex Automatic Document Feeder
Interface	Standard	Ethernet 1000BASE-T / 100BASE-TX / 10BASE-T
	Optional	Wireless LAN (IEEE 802.11 a / b / g / n / ac)

**Note:** Installed for Model-CPS as standard.

### Fax Function (Optional)

Item		Description
Original Size		Max: A3, 11 x 17", Long document (Longest 600 mm)
Recording Paper Size		Max: A3, 11 x 17"; Min: A5
Transmission Time		2 seconds and more but fewer than 3 seconds*1
Transmission Mode		ITU-T G3
Applicable Lines		Telephone subscriber line, PBX, Fax communication (PSTN), Maximum 3 ports*2 (G3 -3 ports)

1. When A4 size document with approximately 700 characters is transmitted in standard image-quality (8 x 3.85 lines/mm) and in high-speed mode (28.8 kbps or faster, JBIG). Only indicates the time for transmitting the image information and does not include the communication control time. The total communication time will vary depending on the contents of the document, the type of machine receiving the fax, and line condition.
2. No. of FAX lines is up to 3 ports. Port refers to number of channels for FAX.

### High Capacity Feeder B1 (Optional)

Item	Description
Paper Size	A4 LEF, Letter LEF, JIS B5 LEF
Paper Weight	55 to 216 gsm
Feeding Capacity / Number of Tray*	2000 sheets x 1-tray
Dimensions	W 389 x D 614 x H 380 mm
Weight	29 kg

\*: 80 gsm paper.

### High Capacity Feeder B2 (Optional)

Item	Description
Paper Size	A4 LEF, Letter LEF, JIS B5 LEF
Paper Weight	55 to 216 gsm
Feeding Capacity / Number of Tray*	2940 sheets x 1-tray
Dimensions	W 476 x D 618 x H 433 mm
Weight	31 kg

\*: 80 gsm paper.

### Side Tray

Item	Description
Paper Capacity*	100 sheets
Dimensions	W 327 x D 414 x H 179 mm

\*: 70 gsm paper.

### Finisher-A2 (Optional)

Item		Description
Type		Sort (Offset available*1) / Stack (Offset available*1)
Paper Size		Max: A3, 11 x 17"; Min: A5, Postcard (100 x 148 mm)
Paper Weight*2		52 to 256 gsm
Paper Finishing Tray Capacity*3		[Without Stapling] A4 LEF: 500 sheets, JIS B4: 250 sheets, A3 or larger: 200 sheets, Mixed Size Stacking*4: 250 sheets [With Stapling] 30 sets, or A4 LEF: 500 sheets, JIS B4: 250 sheets, A3 or larger: 200 sheets, Mixed Size Stacking*4: 250 sheets
Staple	Capacity	A4: 50 sheets (90 gsm or less), JIS B4 or larger: 30 sheets (90 gsm or less)
	Paper Size*5	Max: A3, 11 x 17"; Min: JIS B5 LEF
	Paper Weight	52 to 256 gsm
	Position	Single stapling, Dual stapling
Dimensions / Weight		W 478 x D 461 x H 238 mm, 11 kg

**Note:** The unit cannot be installed on C7070 / C6570.

- [No Offset] is selected by factory default. The settings can be changed according to the customer's use situation.
  - Documents may not be printed correctly depending on usage conditions. (52 to 55 gsm)
  - 70 gsm paper.
  - When larger size sheets are stacked on top of smaller size sheets: 250 sheets (when large size sheets are smaller than A3) / 200 sheets (when large size sheets are A3 or larger)
  - The same applies to when staple-free and stapled bindings are mixed or different stapling positions are mixed.
- \*5: Available staple positions vary depending on the paper size.

#### **Finisher-B4 (Optional)**

Item		Description
Type		Sort (Offset available*1*2) / Stack (Offset available*1*2)
Paper Size*3		Max: A3, 11 x 17"; Min: A5
Paper Weight*4		52 to 300 gsm
Paper Capacity*5		[Without Stapling] A4: 2000 sheets, JIS B4 or larger: 1000 sheets, Mixed Size Stacking*6: 300 sheets [With Stapling] A4: 100 sets or 1000 sheets*7, JIS B4 or larger: 75 sets or 750 sheets [With Booklet Finishing*8] 50 sets or 600 sheets [With Fold*8] 500 sheets
Staple	Capacity	50 sheets (90 gsm or less)
	Paper Size*9	Max: A3, 11 x 17"; Min: A5 LEF
	Paper Weight	52 to 256 gsm
	Position	Single stapling, Dual stapling
Punch*10	Number of Holes	2-hole / 4-hole punch or 2-hole / 3-hole punch (US Specifications)
	Paper Size*11	Max: A3, 11 x 17"; Min: A5 LEF
	Paper Weight	52 to 220 gsm
Booklet Finishing*8	Capacity	Saddle Staple: 15 sheets; Single Fold: 5 sheets
	Paper Size	Max: A3, 11 x 17"; Min: A4, Letter
	Paper Weight	Saddle Staple: 64 to 80 gsm*12, Single Fold: 64 to 105 gsm
Dimensions*13		W 592 x D 653 x H 1041 mm, With Booklet Maker Unit: W 592 x D 673 x H 1076 mm
Weight		27 kg, With Booklet Maker Unit: 37 kg

1. The offset feature is set to disabled by factory default. The setting can be changed as necessary.
2. Outputs whose weight is 257 gsm and more or width is less than 210 mm are delivered without offset stacking.
3. Paper in the sizes larger than A3 or 11 x 17" or smaller than A5 are delivered to the Centre Tray.
4. Documents may not be printed correctly depending on usage conditions. (52 to 55 gsm, 257 gsm and more)
5. 70 gsm paper.
6. When larger size sheets are stacked on top of smaller size sheets.
7. 75 sets or 750 sheets with dual stapling.
8. The Booklet Finishing function requires the optional Booklet Maker Unit for Finisher-B. Make a crease allows you to fold easily. After a job with the Booklet Finishing function specified has been output, the next job may not be delivered until the sheets are removed from the output tray. Also, if larger size sheets are stacked on top of smaller size sheets after a job with the Booklet Finishing function specified has been run, the next job may not be delivered until the sheets are removed from the output tray.
9. Available staple positions vary depending on the paper size.
10. The Punch function requires the optional 2/4 Hole Punch Kit for Finisher-B or US 2/3 Hole Punch Kit for Finisher-B.

11. Available number of punch holes varies depending on the paper size.

12. Covers can be up to 220 gsm (Extra Heavyweight).

13. Inner connector within the body is excluded.

#### Finisher-C4 / Finisher-C4 with Booklet Maker (Optional)

Item		Description	
		Finisher-C4	Finisher-C4 with Booklet Maker
Type	Output Tray	Sort (Offset available) / Stack (Offset available)	
	Finishing Tray	Sort (Offset available) / Stack (Offset available)	
	Booklet Tray	–	Sort / Stack
Paper Size	Output Tray	Max: 12 x 19" (305 x 483 mm), A3; Min: A6, Postcard (100 x 148 mm)	
	Finishing Tray	Max: 12 x 19" (305 x 483 mm), A3; Min: A5 LEF	
Paper Weight	Output Tray	52 to 300 gsm*1	
	Finishing Tray	52 to 300 gsm*1	
Paper Capacity*2	Output Tray	500 sheets (A4)	
	Finishing Tray	[Without Stapling]  A4: 3000 sheets, JIS B4 or larger: 1500 sheets, A5 LEF: 1000 sheets, Mixed Size Stacking*3: 300 sheets  [With Stapling]  A4: 200 sets or 3000 sheets  JIS B4 or larger: 100 sets or 1500 sheets A5 LEF: 100 sets or 1000 sheets  Mixed Size Stacking*3: 70 sets or 200 sheets	[Without Stapling]  A4: 1500 sheets, JIS B4 or larger: 1500 sheets, A5 LEF: 1000 sheets, Mixed Size Stacking*3: 300 sheets  [With Stapling]  A4: 200 sets or 1500 sheets  JIS B4 or larger: 100 sets or 1500 sheets A5 LEF: 100 sets or 1000 sheets  Mixed Size Stacking*3: 70 sets or 200 sheets
	Booklet Tray	–	20 sets*4
Staple	Capacity	50 sheets (90 gsm or less)*5	
	Paper Size*6	Max: A3, 11 x 17"; Min: A5 LEF	
	Paper Weight	52 to 300 gsm	
	Position	Single stapling, Dual stapling	
Punch*7	Number of Holes	2-hole / 4-hole punch or 2-hole / 3-hole punch (US Specifications)	
	Paper Size*8	Max: A3, 11 x 17"; Min: A5 LEF	
	Paper Weight	52 to 220 gsm	



Booklet Finishing	Capacity*9	–	Saddle Staple: 20 sheets (90 gsm or less) ) Single Fold: 5 sheets (90 gsm or less)
	Paper Size	–	Max: SRA3 (320 x 450 mm), 12 x 18" (305 x 457 mm), A3; Min: JIS B5
	Paper Weight	–	Saddle Staple: 60 to 300 gsm Single Fold: 60 to 300 gsm
Dimensions*10		W 644 x D 692 x H 1054 mm  When Folder Unit CD3 is installed: W 883 x  D 692 x H 1054 mm	W 649 x D 692 x H 1054 mm  When Folder Unit CD3 is installed: W 888 x  D 692 x H 1054 mm
Weight		36 kg  When Folder Unit CD3 is installed: 88 kg	49 kg  When Folder Unit CD3 is installed: 101 kg

**Note:** Transport Unit H4 is required.

1. 52 to 55 gsm output paper may not be aligned properly depending on the paper type.
2. 70 gsm paper.
3. When larger size sheets are stacked on top of smaller size sheets.
4. When the output paper size is the same.
5. Up to 65 sheets can be stapled when the Finisher-C Staple Unit 65 Sheets is installed. However, depending on the paper type, incorrect stapling such as uneven edge alignment of sets may occur.
6. Available staple positions vary depending on the paper size.
7. Optional.
8. Available number of punch holes varies depending on the paper size.
9. The maximum number of sheets varies depending on the paper weight. Booklet may not be tightly closed depending on the size or type of the paper.
10. Inner connector within the body is excluded.

#### **Folder Unit CD3 (Optional)**

Item		Description
Z Fold Half Sheet	Paper Size	A3, 11 x 17", JIS B4
	Paper Weight	60 to 90 gsm
Tri-fold	Paper Size	A4, Letter
	Paper Weight	60 to 90 gsm
	Paper Capacity*1	40 sheets
Power Supply*2 / Maximum Power Consumption		AC220-240 V +/- 10 %, 0.6 A, 50/60 Hz common, 144 W
Dimensions		W 232 x D 588 x H 991 mm
Weight		52 kg

**Note:** Optional of Finisher-C4 / Finisher-C4 with Booklet Maker.

1. 70 gsm paper.
2. Power supply separate from the main unit is required.

#### Envelope Tray (Optional)

Item	Description
Paper Size	DL LEF, ISO-C4, ISO-C5 LEF, ISO-C6 LEF, Commercial #10 LEF, Monarch 7.3/4 LEF Custom size: 241 x 372 mm to 90 x 98 mm
Paper Weight	Envelope: 75 to 90 gsm, Postcard: 106 to 220 gsm
Feeding Capacity / Number of Tray*	50 sheets x 1-tray
Dimensions	[C7070 / C6570 / C5570 / C4570] : W 620 x D 566 x H 87 mm [C3570 / C3070] : W 595 x D 566 x H 87 mm
Weight	3 kg

\*: Commercial #10 paper.

#### Notes

1. To comply with paper weight specifications, it is recommended to use our recommended paper. Document may not be printed correctly depending on usage conditions.
2. Functional spare parts will be available for at least 7 years after the product is no longer manufactured.

## **Enhanced basic functions**

### **Copy**

- Output Colour
- Paper Supply
- Reduce/Enlarge
- Auto 2 Sided Output
- Pages per Side
- Copy Output
- Single Colour / Dual Colour Copy
- Copy (ID Card)
- Slight Reduction
- Mixed Size Originals
- Original Size
- Image Enhancement
- Book Copying / 2 Sided Book Copying
- Edge Erase
- Image Shift
- Mirror Image / Negative Image
- Image Rotation
- Booklet Creation
- Covers
- Poster
- Repeat Image
- Annotations
- Watermark(optional)
- Preset Repeat Image
- Delete Outside / Delete Inside
- Staple / Hole Punch /Folding (optional)

### **Print**

- PCL
- PostScript (optional)
- Multi-Model Print Driver 2
- Secure Print
- Sample Set
- Delayed Print
- Print from Folder
- Form Registration
- Print Covers / Separators
- Poster Printing
- Booklet Printing

- Print from USB (optional)
- Staple / Hole Punch /Folding (optional)
- Long Paper Printing
- Envelope printing
- Private Charge Print
- Charge Print
- Print-On-Demand (optional)
- Select ID and Print (optional)

## **Fax (Optional)**

- G3 × maximum 3 ports (optional)
- Internet Fax
- SIP Fax (optional)
- Send Direct Fax
- Address Book (maximum 5000 entries)
- Broadcast Transmission /Group Transmission
- Redial / Resend Unsent Documents
- Rotate 90 Degrees
- Preview
- 2 Sided Scanning
- Resolution / Lighten /Darken
- Original Type
- Mixed Size Originals
- Transmission Header Text
- Priority Send / Delay Start
- Cover Page
- Remote Folder
- Transmission Report
- Activity Report
- Re-enter Recipient
- Prevents Unsolicited Faxes
- Prohibit Direct Fax
- Receive Paperless Fax
- Simple Image Log Support
- Paperless Fax Delivery (optional)

## **Scan**

- Scan to Folder
- Transfer via SMB/FTP/SFTP
- Email
- Scan (URL)
- Scan to USB (optional)

- Scan to Desktop
- Simultaneous transmission such as Email /Transfer via SMB, etc.
- ScanAuto
- Preview
- Colour Scanning
- 2 Sided Scanning
- Mixed Size Originals
- File Format (TIFF/JPEG/PDF/XDW)
- Microsoft Excel/Word format (optional)
- Single File for Each Page
- High Compression
- High Compression (High Speed) (optional)
- Searchable Text (optional)
- Security/Encryption
- Scan Delivery (optional)

## **Others**

- Job Flow Sheets
- Local Authentication
- Remote Authentication (optional)
- Azure AD linked authentication (optional)
- Serverless Authentication (optional)
- Secondary Ethernet (optional)
- Wi-Fi Support (optional)
- Data Encryption
- Data Overwrite (optional)
- Secure Watermark (optional)
- Image Log (optional)

The available model varies depending on the country/region. Please ask the sales representatives for details. The product specifications, appearance and other details in this brochure are subject to change without notice for improvements.

## **Reproduction Prohibitions**

Please note that reproduction of the following is prohibited by law :

- Domestic and foreign currencies, government-issued securities, and national bonds and local bond certificates.
- Unused postage stamps, post cards, etc.
- Certificate stamps stipulated by law.
- Reproducing works forming the subject matter of copyright (literary works, musical works, paintings, engravings, maps, cinematographic works, drawings, photographic works, etc.) is not permitted unless the reproduction is for the purpose of personal use, family use or other similar uses within a limited circle.

## **Trademarks**

- FUJIFILM and FUJIFILM logo are registered trademarks or trademarks of FUJIFILM Corporation.
- Apeos, ApeosWiz, Working Folder is registered trademarks or trademarks of FUJIFILM Business Innovation Corp.
- Adobe, Adobe logo, PostScript and PostScript logo are either registered trademarks or trademarks of Adobe in the United States and/or other countries.
- Apple, AirPrint and Mac are trademarks of Apple Inc. registered in the U.S. and other countries.
- All product names and company names mentioned in this brochure are trademarks or registered trademarks of their respective companies.

### For Your Safety

Before using the product, read the Instruction Manual carefully for proper use. Use the product with the power source and voltage specified. Be sure to establish ground connection. Otherwise, electronic shock may result in the case of a failure or short circuit.

8 Khartoum Road MACQUARIE PARK NSW 2113 Australia Tel. +61 2 9856 5000

### FAQ


#### Where can I find the reference guides for this product?

You can find the reference guides on the official website. Visit the link provided in the user manual and select your country/region to proceed.

#### Can I edit, modify, or copy the user manual?

No, this manual may not be edited, modified, or copied in whole or part without the written consent of the publisher.

### Documents / Resources

	<p><a href="#">Apeos C7070 A3 Color Multifunction Printer</a> [pdf] Owner's Manual C7070 A3 Color Multifunction Printer, C7070, A3 Color Multifunction Printer, Multifunction Printer, Printer</p>
---	--

### References

- [dtsc.ca.gov/hazardouswaste/perchlorate](https://www.dtsc.ca.gov/hazardouswaste/perchlorate)
- [F World Wide](#)
- [F World Wide](#)
- [User Manual](#)

[Manuals+](#), [Privacy Policy](#)

This website is an independent publication and is neither affiliated with nor endorsed by any of the trademark owners. The "Bluetooth®" word mark and logos are registered trademarks owned by Bluetooth SIG, Inc. The "Wi-Fi®" word mark and logos are registered trademarks owned by the Wi-Fi Alliance. Any use of these marks on this website does not imply any affiliation with or endorsement.