

apeman SS200 Action Camera Rechargeable Selfie Stick User Guide

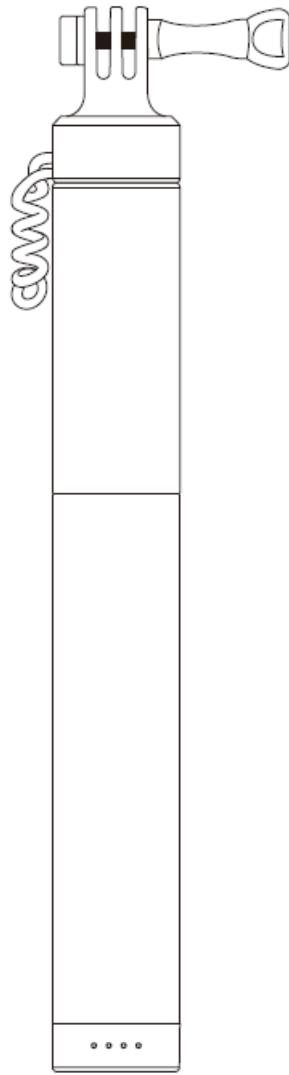
[Home](#) » [APEMAN](#) » apeman SS200 Action Camera Rechargeable Selfie Stick User Guide 

Contents

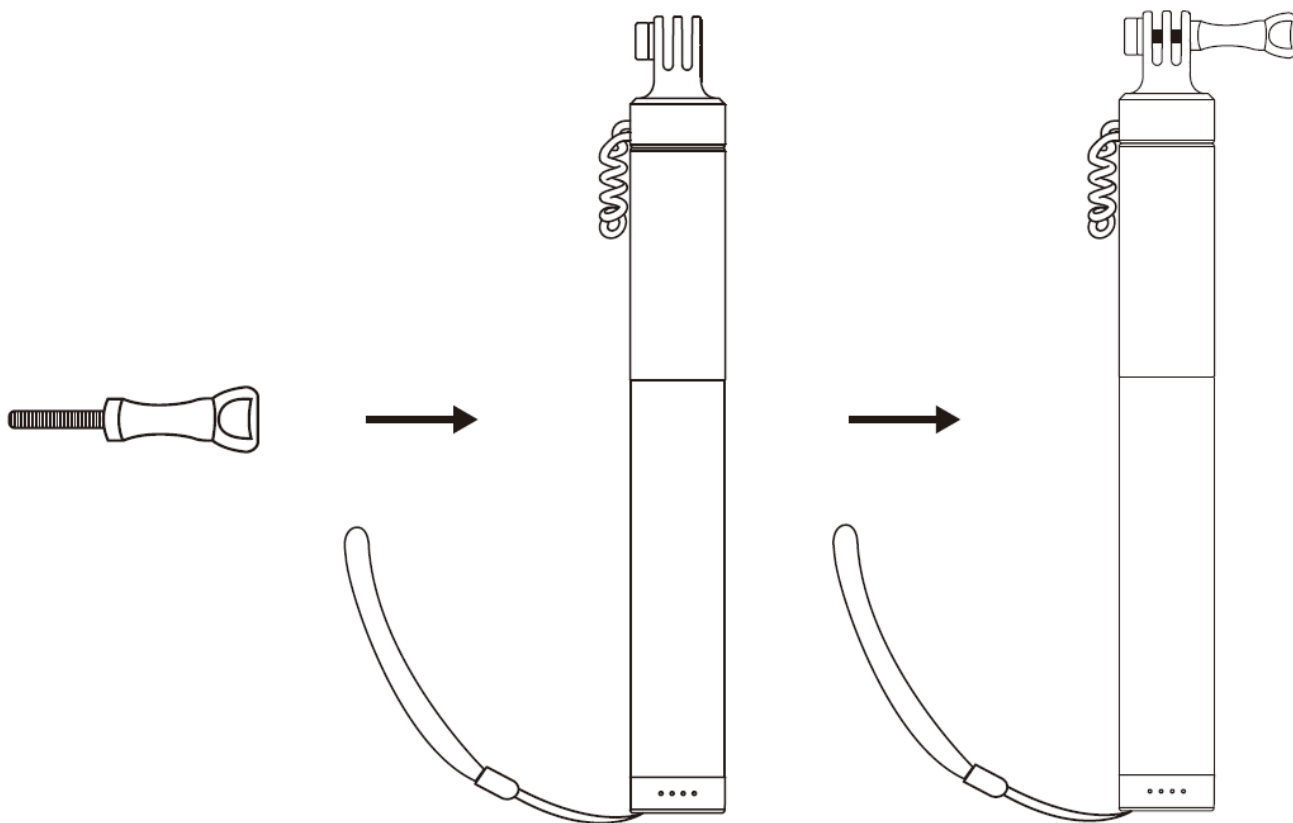
- [1 apeman SS200 Action Camera Rechargeable Selfie Stick](#)
- [2 Package Contents](#)
- [3 Instruction manual](#)
- [4 Specifications](#)
- [5 Input power indicator](#)
- [6 Output power indicator](#)
- [7 Precautions](#)
- [8 Package](#)
- [9 Customer service](#)
- [10 Documents / Resources](#)
- [11 Related Posts](#)

apeman

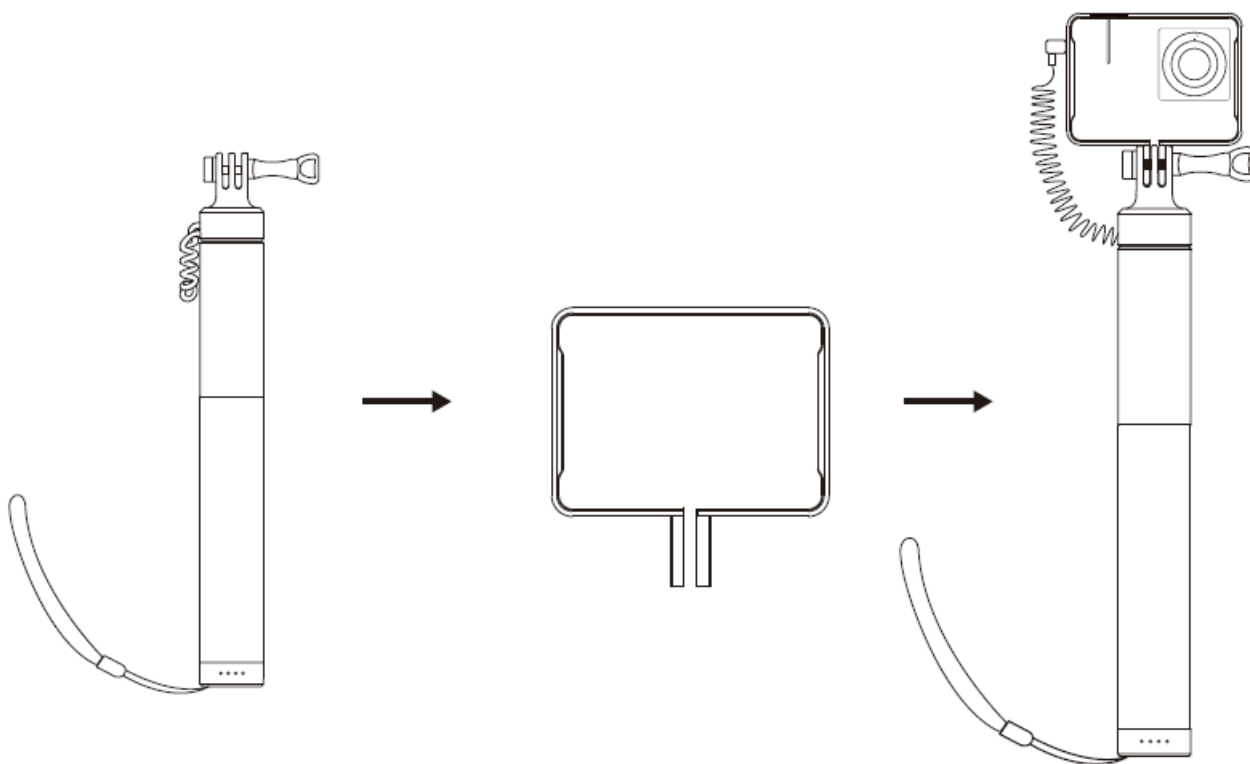
apeman SS200 Action Camera Rechargeable Selfie Stick



Package Contents



Instruction manual



Specifications

Product Name	APEMAN Rechargeable Selfie Stick
Model	SS200
Battery type	lithium polymer battery LG18650
Capacity	2600mAh/9.62Wh lithium battery
Standard voltage	Input 5V/2A; Output 5V/1A
Full charge time	3 Hours
Interface type	Type C (Input) / Micro USB (Output)
Maximum length	74 cm

Input power indicator

- When connecting the Type-C port to charge the power supply, the first green light starts to blink slowly.
- When the charging capacity reaches 25%, the first green light is always on, and the second green light blinks slowly.
- When the charging capacity reaches 50%, the third green light blinks slowly.
- When the charging capacity reaches 75%, the fourth green light flashes blinks slowly.
- When the charging power reaches 100%, all four charging indicators are always on.

Output power indicator

- Connect the Micro USB/or Type-C output port to the external device charging port to start charging the external device.
- The four green lights are always on when the battery capacity remains 100%.
- When the battery capacity remains 75%, the fourth green light goes out.
- When the battery capacity remains 50%, the third and fourth green lights go out.
- When the battery capacity remains 25%, the second, third, and fourth green lights go out. When the remaining battery capacity is less than 15%, the first charging indicator
- blinks and then goes out, and it needs to be charged in time.

Precautions

The product has a temperature detection function, when the temperature is abnormal, the input and output of the power will be stopped.

Package


- Selfie stick
- Operation guide

Customer service

- Email: support.ac@apemans.com

- Facebook: Apeman Action Camera Club

Documents / Resources

	<p>apeman SS200 Action Camera Rechargeable Selfie Stick [pdf] User Guide SS200 Action Camera Rechargeable Selfie Stick, SS200, Action Camera Rechargeable Selfie Stick, Rechargeable Selfie Stick, Selfie Stick, Stick</p>
---	--

Manuals+.