



AOIKTYE SKB886S Wireless Shortcut Keypad for Procreate User Manual

[Home](#) » [AOIKTYE](#) » AOIKTYE SKB886S Wireless Shortcut Keypad for Procreate User Manual 

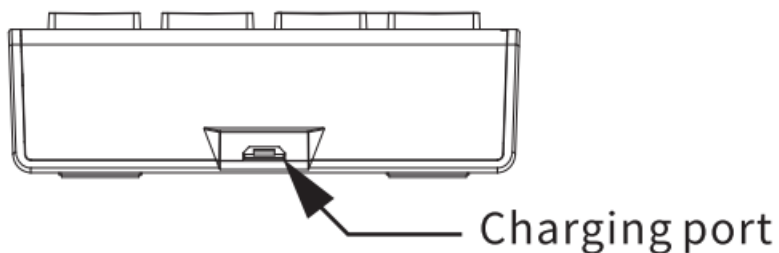
Contents

- [1 AOIKTYE SKB886S Wireless Shortcut Keypad for Procreate](#)
- [2 Acknowledgment](#)
 - [2.1 Caution](#)
 - [2.2 Charging the Device](#)
- [3 Product Specifications](#)
- [4 Keyboard Power Switch](#)
- [5 Get It Started](#)
- [6 The function of each button and combination](#)
- [7 Common problem solutions](#)
- [8 Documents / Resources](#)
- [9 Related Posts](#)

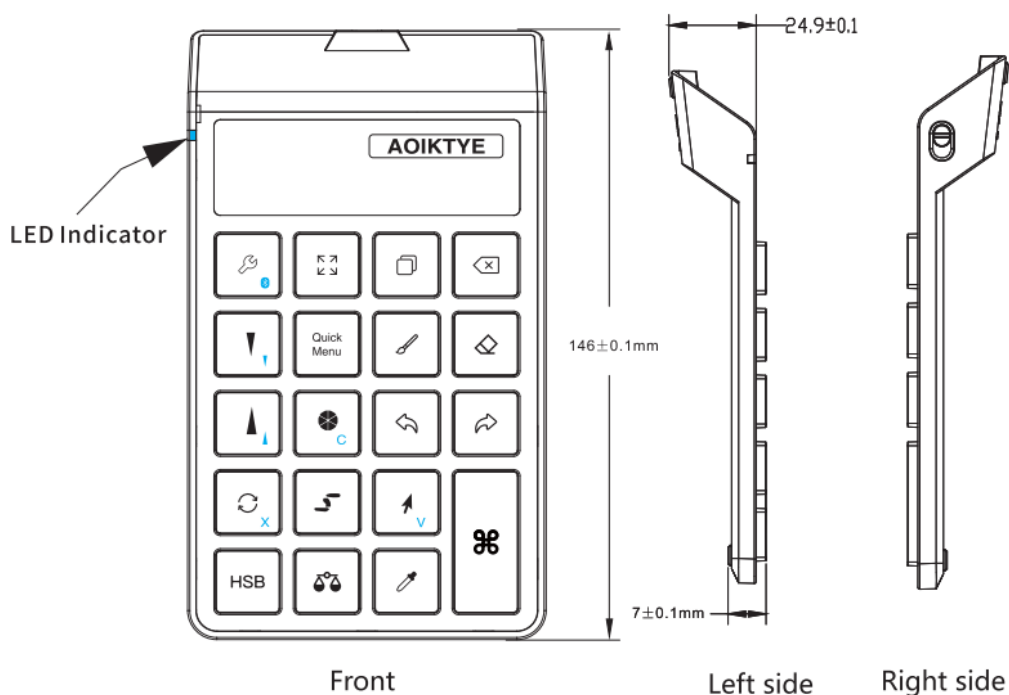
AOIKTYE

AOIKTYE SKB886S Wireless Shortcut Keypad for Procreate

2. If the Led indicator on the top left corner flashes in red color, please charge the keypad in time via supplied micro USB charging cable.
3. The charging port is located above the keyboard, plug in the Micro USB The charging cable can start charging.
4. Charging time is about 2 hours



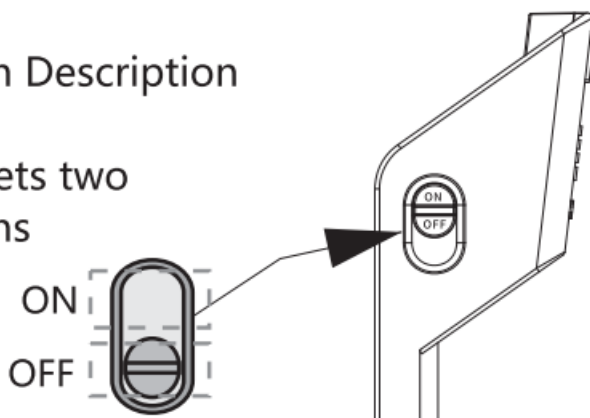
Product Specifications



Keyboard Power Switch

Power Switch Description

The switch sets two gear positions

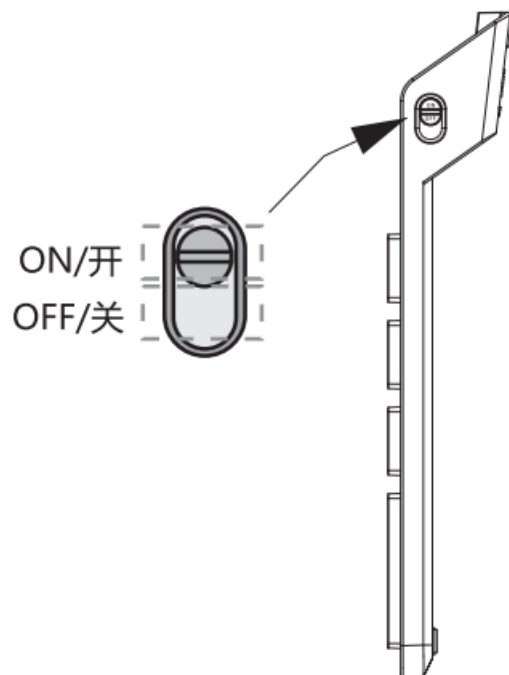



ON: Turn on the keyboard power.

OFF: Turn off the keyboard power.

Get It Started

1. Push up On/Off button on the top to power on the keypad.



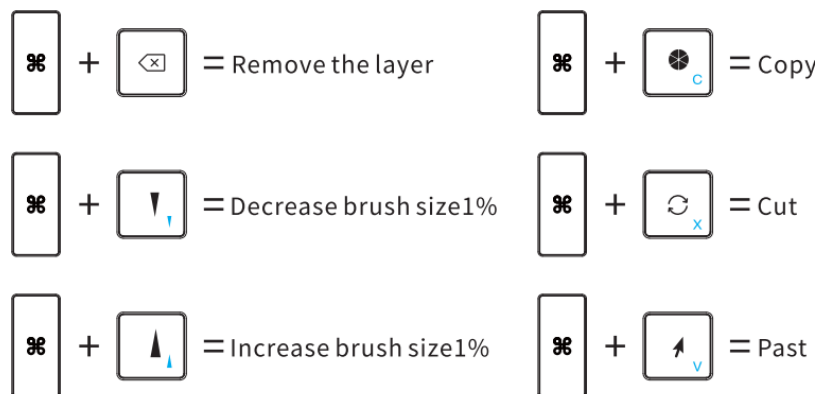

2. Long press the  until the LED indicator light flashing into blue color, which means the keyboard has entered into pairing mode.
3. Run the Bluetooth Setup Assistant on your Pad and select "AOIKTYE" from the list for pairing connection

Note:

Try to pair them again if the pairing operation is failed.

Toggle the switch down to close the keyboard, and the keyboard enters the energy-saving state.

The function of each button and combination



Common problem solutions

1. Some keys cannot be used: the IPAD input method can be used by changing it to American English input method.
2. The color sucking key in Procreate software cannot be used: operation preference Settings gesture controlstraw> 0+Apple Pencil
3. How to active your onscreen keyboard. Please do the followings in Ipad settings:Settings Accessibility TouchAssistiveTouch show onscreen keyboard mouse Keys select "mouse Keys" close "mouse Keys"

More shortcut, more art Wireless shortcut keypad for Procreate

AOIKTYE Co.,LIMITED


ADD No.8,11th Floor, Wanghui Industrial Building,
29 Liuhe Street, San Po Kong,Kowloon,Hong Kong

Web: <https://www.aoiktye.com>

Twitter: <https://twitter.com/aoiktye>

Facebook: <https://www.com/Aoiktye-106330841558250/>
Mail: service@aoiktye.com

Documents / Resources

	<p>AOIKTYE SKB886S Wireless Shortcut Keypad for Procreate [pdf] User Manual SKB886S, 2A6W3-SKB886S, 2A6W3SKB886S, Wireless Shortcut Keypad for Procreate, SKB886S Wireless Shortcut Keypad for Procreate</p>
-----------------------------------------------------------------------------------	---------------------------------------------------------------------------------------------------------------------------------------------------------------------------------------------------------------------------------------------

Manuals+.