



AOC GH100 Gaming Headset User Guide

[Home](#) » [AOC](#) » AOC GH100 Gaming Headset User Guide 

AOC GH100 Gaming Headset User Guide



Contents

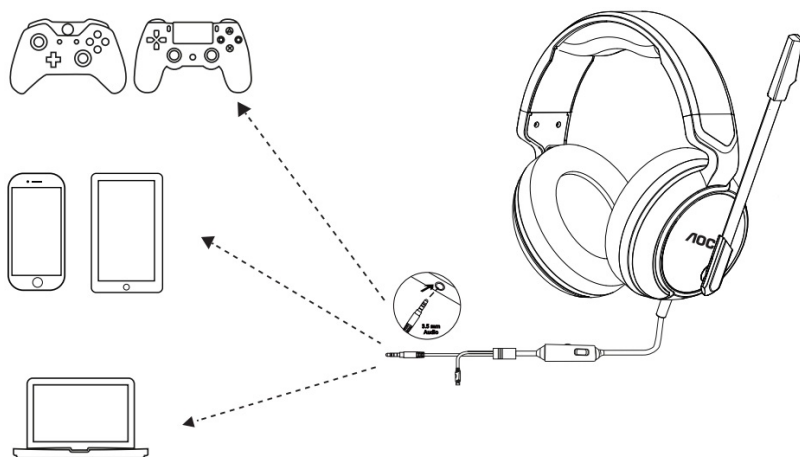
- [1 Overview](#)
- [2 Connecting with 3.5mm analog](#)
- [3 Connecting with USB Adapter](#)
- [4 Customer Service](#)
- [5 Documents / Resources](#)
- [6 Related Posts](#)

Overview



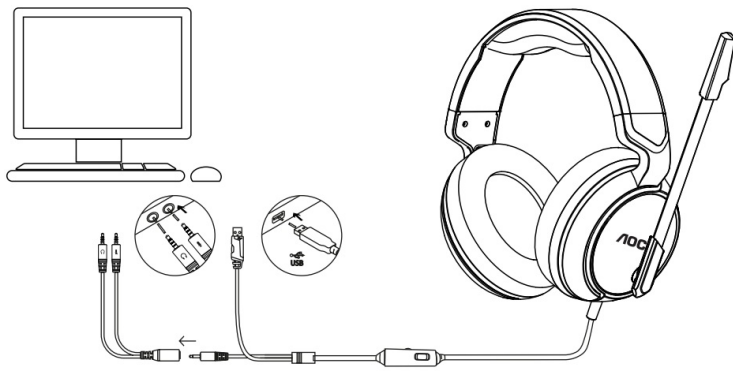
- A** Microphone
- B** USB plug (LED Power Supply Only, No Audio)
- C** 3.5mm plug
- D** Microphone Mute Switch
- E** Volume controller
- F** PC Extension Cable (PC Y-Splitter)

Connecting with 3.5mm analog



Connecting with USB Adapter

USB adapter (LED power supply only)



Customer Service

Do you need any help or support? Visit the AOC official website <http://www.aoc.com>, select your region and go to the support section. Find the product-related user manuals, software downloads or contact our customer service centre.


Information in this document is subject to change without any notice.
©2021 AOC All Rights Reserved.

Made in China

AOC

GAMING

Documents / Resources

	AOC GH100 Gaming Headset [pdf] User Guide GH100 Gaming Headset, GH100, Gaming Headset, Headset
---	---

[Manuals+.](#)