



## AOC AS110D0 Single Monitor Mount with Mechanical Gas Shock Absorber Instruction Manual

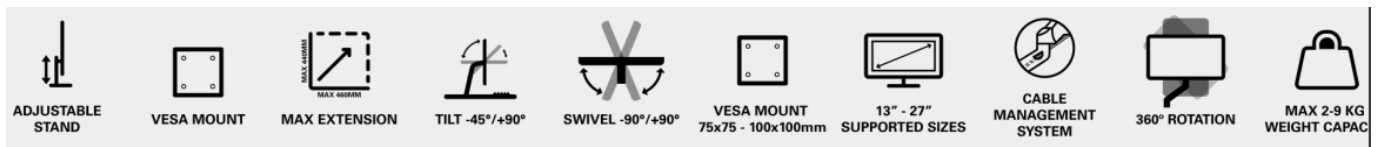
[Home](#) » [AOC](#) » AOC AS110D0 Single Monitor Mount with Mechanical Gas Shock Absorber Instruction Manual 



**AS110D0**

Get your monitor in the optimum position easily with  
AS110's mechanical gas-spring arm





## Contents

- [1 AS110D0 Single Monitor Mount with Mechanical Gas Shock Absorber](#)
- [2 General](#)
- [3 Product Features](#)
- [4 Documents / Resources](#)
- [5 Related Posts](#)

## AS110D0 Single Monitor Mount with Mechanical Gas Shock Absorber



### Vesa Connection

Any monitor equipped with a VESA mounting grid (100×100 or 75×75) can easily be attached to the monitor arm. The VESA mounting system is a widely used solution that most monitors are equipped with. Four screws hold the monitor securely to the mount, by its centre of gravity.



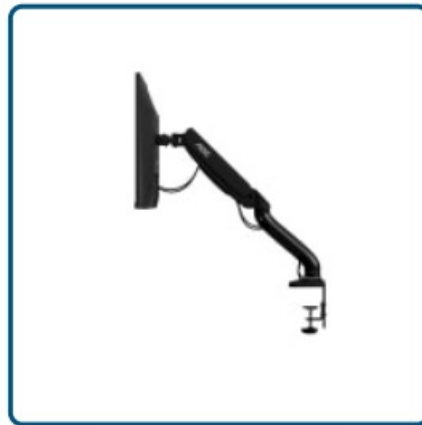
### Swivel & Tilt

Some monitor stands come with a limited tilt and swivel range. Using a monitor arm increases your monitor's range of motion dramatically: You can tilt the monitor in a wide range so it points upwards or downwards for the optimal viewing angle. The integrated swivel enables you to turn the display horizontally.



### **C-lamp or Grommet Mount**

Choose between Grommet or C-lamp mount to sit the monitor arm firmly on your desk.



### **Cable Management**

Using the detachable covers on the monitor arm, simply push through your cables inside the pre-allocated routes in the monitor arm. After fitting both power and display cables inside, close the covers and experience a tidy desk with neatly organised connections. Cables are kept in place even when moving the display or turning it into portrait mode.



### **Mechanical Gas Spring System**

Smooth motion in extension, retraction, or changing orientation. The precise mechanical gas-spring allows easy adjustment with just a firm hand move, and the monitor stays sturdily in its adjusted position. Easily adjust it anytime to get the most ergonomic position. Spring tension is adjustable for lighter/heavier monitors for easy movement and firmness

### **General**

Modell name	AS110D0
EAN	4038986636728
Produktlinie	Accessories
Kanal	B2B
Sektion	Consumer, Business
Produktstart	2/9/2019

## Product Features

Ergonomic Adjustment System	Gas Spring
Recommended Supportable Monitor Size Range	13" – 27"
Built In Cable Management	✓
Weight Capacity Range (each monitor arm)	2 – 9 Kg
Maximum Height	440 mm
Adjustable Height Range	320 mm
Stretch Length Range	460 mm
Tilt Range	-45° ~ +60°
Swivel Range	-90° ~ +90°
Pivot range	360°

## Warranty

Garantiezeitraum	5 Years
------------------	---------

## Dimensions / Weights

Product weight	2.4 kg
Kartonmaße (HxBxT)	41 x 28 x 12 cm mm
Packaging Weight	3.0 kg

## What's in the box?

What's in the box?	Monitor Arm, Clamp mount
--------------------	--------------------------


## Connectivity

VESA Plate Monitor Mount	75x75mm, 100x100mm
Desk Mount Base	Clamp, Grommet mount
Clamp Mount Table Thickness Range	0 – 10.5 cm
Grommet Mount Table Thickness range	0 – 8.3 cm
Grommet Mount Table Surface Hole Range	0.7 – 8.7 cm

## Design

Colour	Black
Materia	Aluminium Alloy

## Documents / Resources

	<p><a href="#">AOC AS110D0 Single Monitor Mount with Mechanical Gas Shock Absorber</a> [pdf] Instructio n Manual</p> <p>AS110D0 Single Monitor Mount with Mechanical Gas Shock Absorber, AS110D0, Single Monit or Mount with Mechanical Gas Shock Absorber, Mount with Mechanical Gas Shock Absorber, Mechanical Gas Shock Absorber, Gas Shock Absorber, Absorber</p>
------------------------------------------------------------------------------------	-----------------------------------------------------------------------------------------------------------------------------------------------------------------------------------------------------------------------------------------------------------------------------------------------------------------------------------------------------------------------------------