



Anybus Communicator CAN Converters Gateways User Manual

[Home](#) » [Anybus](#) » Anybus Communicator CAN Converters Gateways User Manual 



Anybus Communicator CAN – ControlNet



Contents

- [1 Communicator CAN Converters Gateways](#)
- [2 TYPICAL CAN APPLICATIONS](#)
- [3 FEATURES AND BENEFITS](#)
- [4 CAN CONFIGURATION – ANYBUS CONFIGURATION MANAGER](#)
- [5 CONTROLNET INTERFACE FEATURES](#)
- [6 TECHNICAL SPECIFICATIONS](#)
- [7 Content of delivery](#)
- [8 Ordering Information](#)
- [9 Documents / Resources](#)
 - [9.1 References](#)
- [10 Related Posts](#)

Communicator CAN Converters Gateways

Integrate your CAN-based industrial devices and equipment to a ControlNet control system without the need for any changes to the device. Just connect, configure and you're done!

The Anybus Communicator is a proven and trusted protocol converter gateway that connects nonindustrial devices with a CAN-based protocol to ControlNet. The gateway performs an intelligent protocol conversion and presents the CAN data to the PLC/Controller as easily processed I/O data.

The Communicator is slim stand-alone gateway designed for IP20 and DIN-rail mounting, requiring a 24-volt power supply. The Communicator is conformance tested to current ControlNet specifications guaranteeing network compatibility.

TYPICAL CAN APPLICATIONS

Typical serial applications include variable frequency drives, sensors, actuators, human machine interfaces, barcode readers, RFID readers and industrial scales among others.

FEATURES AND BENEFITS

- CAN protocol converter gateways connecting CAN devices to fieldbus/Ethernet networks
- Support for custom CAN 1.0, 2.0A and 2.0B protocols
- Handles mixed Produce/Consume and Request/Response protocols and transactions
- No hardware or software changes needed to your devices
- No PLC code or function blocks required • Compatible with PLCs from all leading manufacturers
- Versions with Dual Port switched Ethernet allows for daisy chaining and eliminates the need for external switches
- High performance, fast throughput, max 5 ms
- Anybus Configuration Manager included for easy visual CAN frame building
- Dynamic transaction controlled by network master
- Global free technical support and consultancy
- See www.anybus.com for application notes and instruction videos on how to configure the gateway

CAN CONFIGURATION – ANYBUS CONFIGURATION MANAGER

The Anybus Configuration Manager (ACM) is included with the purchase of the Anybus Communicator.

- Graphical CAN frame building support using several ready-made CAN functions.
- Can configure any CAN 2.0A or 2.0B based protocol (11 and 29 bit identifiers).
- Configures upto 128 transactions containing a total of 256 CAN frames
- Monitor/Modify function of process I/O data informing of CAN transaction status
- Diagnostic transaction Live List in the network I/O informing of CAN transaction status
- Multi-language support, supporting English, German, Spanish, Italian, French, Polish, Russian, Chinese and Japanese
- Handy Save/Load function allows for a completed configuration to be re-used for many other installations
- Password protection prevents unauthorized upload and download of configurations

CONTROLNET INTERFACE FEATURES

- ControlNet CONFORMANCE TESTED™ by ODVA
- ControlNet Specification version: Communications Adapter profile 12
- Max. 450 bytes of Input and 450 bytes of Output data
- ControlNet baudrate 5 Mbit/s
- Supports Polled & Bitstrobed, I/O Change-of-state / cyclic I/O
- Supports media redundancy
- MacID node address setting via DIP switch
- Network Access Port (NAP)
- ControlNet network configuration via .EDS file
- Can be used with RG-6 quad shielded cable
- 2x BNC network connectors

TECHNICAL SPECIFICATIONS

COMMUNICATOR CAN

Protocol	Configurable CAN 1.0, 2.0A and 2.0B based protocols
Baud rate	20 kbit/s – 1 Mbit/s
Physical standards	CAN

TECHNICAL DETAILS

Dimensions (L x W x H)	120 x 75 x 27 mm 4,72 x 2,95 x 1,06"	
Weight	150 grams, 0.33 lb	
Protection class	IP20 Nema rating 1	
Enclosure material	PC ABS, UL 94	
Installation position	Any	
Mounting	DIN rail (35 * 7,5/15)	EN 50022

CERTIFICATIONS

UL	File number: E203225	UL 508 Ind. Cont. Eq.
Hazardous Locations	CLASS 1, DIVISION 2, GROUPS A, B, C AND D, T4	ANSI/ISA-12.12.01-2000
CE	2004/108/EC	EN 61000-6-4 EN 61000-6-2
ATEX	Zone 2, Cat 3 (except Modbus RTU)	EN 60079-11 EN 60079-15

ELECTRICAL CHARACTERISTICS

Power	24 VDC +/- 10 %
Current consumption	Max 300 mA, Typical 100 mA

HARDWARE CHARACTERISTICS

Reverse voltage protection	Yes	
Short circuit protection	Yes	
Galvanic isolation on subnetwork	Yes	EN 60950-1

ENVIRONMENTAL CHARACTERISTICS

Operating temp	-25 to 55 °C, -13 to 131 °F	IEC 60068-2-1 IEC 60068-2-2
Storage temp	-40 to 85 °C, -40 to 185 °F	IEC 60068-2-1

		IEC 60068-2-2
Relative Humidity	5-95% non condensing	IEC 60068-2-30
Installation altitude	Up to 2 000 m	

IMMUNITY AND EMISSION FOR INDUSTRIAL ENVIRONMENT

Electrostatic discharge	+/- 4 kV	EN 61000-4-2
Electro magnetic RF fields	10 V/m 80 MHz – 1 GHz 3 V/m 1,4 GHz – 2,0 GHz 1 V/m 2,0 GHz – 2,7 GHz	EN 61000-4-3
Fast Transients	+/- 1 kV	EN 61000-4-4
Surge protection	+/- 1 kV	EN 61000-4-5
RF conducted interference	10 V/rms	EN 61000-4-6
Emission (at 10 m)	40 dB 30 MHz – 230 MHz 47 dB 30 MHz – 1 GHz	CISPR 16-2-3

Content of delivery

Configuration Cable (RS232) Port
Installation sheet
Dsub with screw terminals for sub network

Ordering Information

ORDER CODE: AB7314

INCLUDED COMPONENTS:

- Quick start documentation
- USB configuration cable is supplied with every single-piece Communicator shipment
- CAN D-sub connector is supplied with every single-piece Communicator shipment


- All configuration software available for download
- (Power supply not included)

GUARANTEE: 3 years




For purchasing instructions and terms and conditions, see: →How to buy

Copyright © 2020 HMS Industrial Networks – All rights reserved.

Documents / Resources

	<p>Anybus Communicator CAN Converters Gateways [pdf] User Manual Communicator CAN Converters Gateways, Communicator, CAN Converters Gateways, Converters Gateways, Gateways</p>
---	---

References

-  [Anybus | Get connected to industrial Ethernet and Fieldbus](#)
-  [Contact Anybus | Anybus Support](#)
-  [Anybus | Get connected to industrial Ethernet and Fieldbus](#)

Manuals+.