



ansult 003-591 Table Lamp Instruction Manual

[Home](#) » [ansult](#) » ansult 003-591 Table Lamp Instruction Manual 

Contents

- [1 ansult 003-591 Table Lamp](#)
- [2 SAFETY INSTRUCTIONS](#)
- [3 Symbols](#)
- [4 TECHNICAL DATA](#)
- [5 ASSEMBLY](#)
- [6 Documents / Resources](#)
- [7 Related Posts](#)

anslut

ansult 003-591 Table Lamp






SAFETY INSTRUCTIONS

- Only intended for indoor use.
- Do not connect the product to the mains while it is still in the pack.
- Do not insert or remove the light source when the light fitting is connected to the main supply.
- Check that the bulb holder has a light source.
- The power cord is not replaceable, if damaged discard the complete product.
- Remove the plastic covering before use.
- Do not allow children to play with the plastic packaging. Risk of suffocation.

WARNING!

New installations and extensions to existing systems must always be carried out by an authorized electrician. If you know how (otherwise contact an electrician), you can replace switches and power points, fit plugs, extension cords and sockets. Incorrect installation can result in fatal injury and the risk of fire.

Symbols

	Safety class II.
	Approved as per applicable directives.
	Recycle discarded product in accordance with local regulations.

TECHNICAL DATA

Rated voltage	230 V ~ Hz
Output	Max 25 W
Safety class	II
Protection rating	IP20
Socket	E14
For light sources with energy class	A++ to E
Cord length	1.8 m

ASSEMBLY

See illustration for installation instructions.

