



ANSMANN T400FR High-Quality Rechargeable Torch User Manual






























[Home](#) » [ANSMANN](#) » ANSMANN T400FR High-Quality Rechargeable Torch User Manual 



Contents





- [1 T400FR High-Quality Rechargeable Torch](#)
- [2 SAFETY – EXPLANATION OF NOTES](#)
- [3 GENERAL INFORMATION](#)
- [4 PRODUCT DESCRIPTION](#)
- [5 Documents / Resources](#)
 - [5.1 References](#)
- [6 Related Posts](#)

T400FR High-Quality Rechargeable Torch

			  		
 			 		
 1000 lm	 250 lm	 20 lm	  		
 8500 lx	 2125 lx	 170 lx	  		
 3 h	 6 h	 95 h	  		
 190 m	 84 m	 22 m			

SAFETY – EXPLANATION OF NOTES

Please take note of the following symbols and words used in the operating instructions, on the product and on the packaging:

-  = **Information** | Useful additional information about the product
-  = **Note** | The note warns you of possible damage of all kinds
-  = **Caution** | Attention – Hazard can lead to injuries
-  = **Warning** | Attention – Danger! May result in serious injury or death

PROPER INTENDED USE

The product serves as a mobile light source and is not intended for use in other applications. The product is intended exclusively for private, household use and is not suitable for commercial use or for household room lighting and is only for use as described in the operating instructions. Use outside that stipulated in the information is improper use and this can result in damage to property or personal injury. We accept no liability for damage caused by incorrect or improper use.



GENERAL SAFETY INSTRUCTIONS

This product may be used by children from the age of 8 and by persons with reduced physical, sensory or mental abilities or lack of experience and knowledge, if they have been instructed on the safe use of the product and are aware of the hazards. Children are not permitted to play with the product. Children are not permitted to carry out cleaning or care without supervision. Keep the product and the packaging away from children. This product is not a toy. Children should be supervised in order to ensure that they do not play with the product or packaging.

Avoid eye injuries – Never look directly into the beam of light or shine it into other people's faces. If this occurs for too long, the blue light portion of the beam can cause retinal damage. Never touch a device that is connected to

the mains with wet hands, or if it has fallen into water. In this case, first switch off the house circuit breaker and then pull out the mains plug. Do not expose to potentially explosive environments where there are flammable liquids, dusts or gases.

Never submerge the product in water or other liquids.

Use only an easily accessible mains socket so that the product can be quickly disconnected from the mains in the event of a fault.

All illuminated objects must be at least 10cm away from the lamp.

Use the product exclusively with the accessories included with it.

Never try to open, crush or heat a standard/rechargeable battery or set it on fire.

Do not throw into a fire. The product may only be charged in closed, dry and spacious rooms, away from combustible materials and liquids. Disregard can result in burns and fires.

Leaking battery fluid can cause irritation if it comes into contact with the skin. Immediately rinse affected areas with fresh water and then seek medical attention. Do not short-circuit connection terminals or batteries.



DANGER OF FIRE AND EXPLOSION

Do not use while still in the packaging.

Do not cover the product – risk of fire.

Never expose the product to extreme conditions, such as extreme heat/cold etc.

Do not use in the rain or in damp areas.



GENERAL INFORMATION

- Do not throw or drop
- The LED cover cannot be replaced. If the cover is damaged, the product must be disposed of.
- The LED light source cannot be replaced. If the LED has reached the end of its service life, the complete lamp must be replaced.
- Do not open or modify the product! Repair work shall only be carried out by the manufacturer or by a service technician appointed by the manufacturer or by a similarly qualified person.
- Disconnect the device from the power supply only by pulling on the plug or plug housing, never on the cable.
- Information for the light and mains adapter as well as mains voltage on the socket must match with the type plate.
- The lamp shall not be placed face-down or allowed to topple face-down.



RECHARGEABLE BATTERY PACK

The product contains a non-replaceable, rechargeable battery pack.

If the rechargeable battery pack is empty, recharge it immediately.

Once fully charged, remove from the charger.

In the event of liquid leaking from the power source, remove this with protective gloves and a dry cloth.



ENVIRONMENTAL INFORMATION | DISPOSAL

Dispose of packaging after sorting by material type. Cardboard and cardboard to the waste paper, film to the recycling collection.

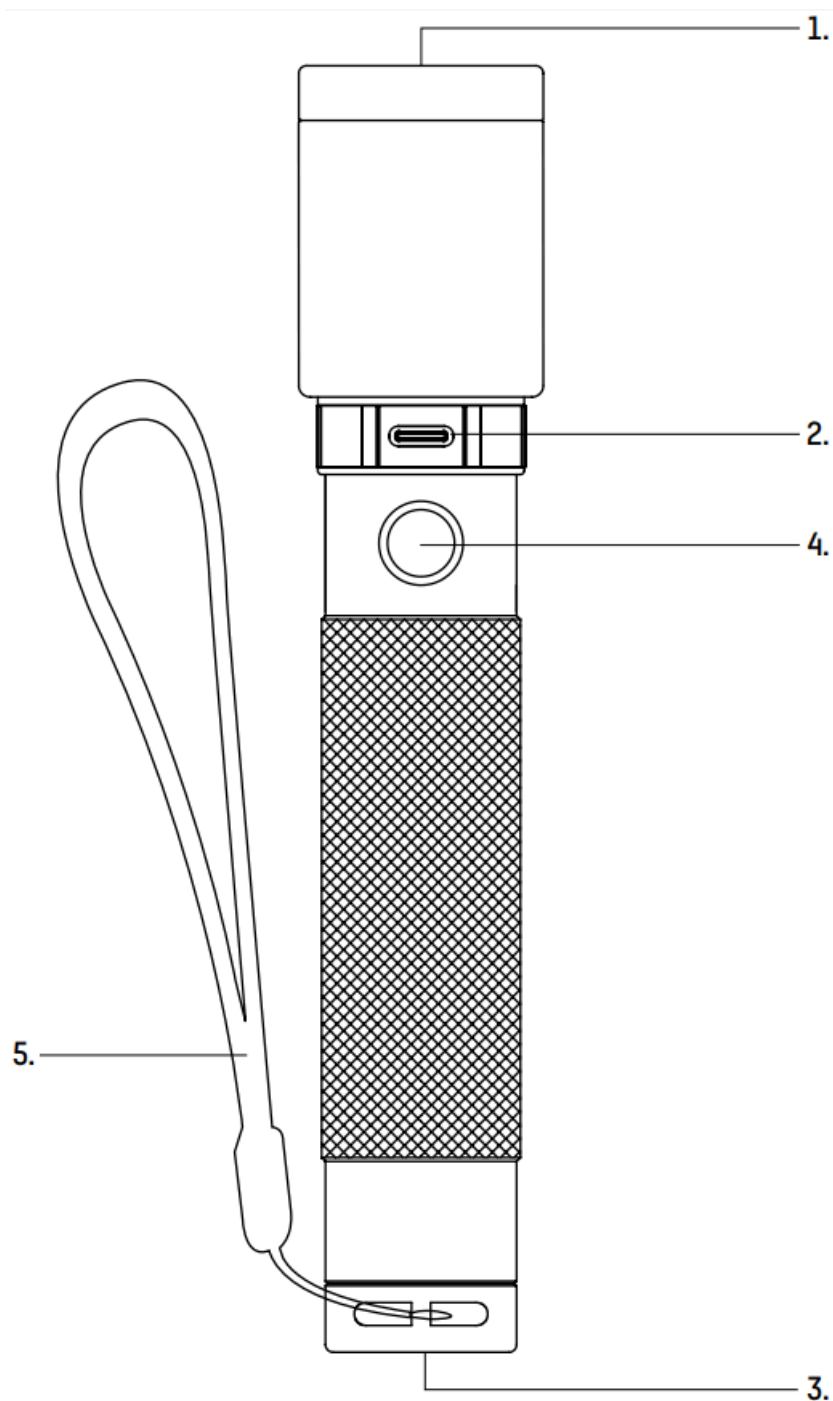


■ Dispose of the unusable product in accordance with legal provisions. The „waste bin“ symbol indicates that, in the EU, it is not permitted to dispose of electrical equipment in household waste. Use the return and collection systems in your area or contact the dealer from whom you purchased the product.



For disposal, pass the product on to a specialist disposal point for old equipment. Do not dispose of the device with household waste! Always dispose of used batteries & rechargeable batteries in accordance with the local regulations and requirements. In this way you will fulfil your legal obligations and contribute to environmental protection.

PRODUCT DESCRIPTION



- 1. Main light
- 2. Type-C Charge socket
- 3. Battery compartment
- 4. Switch
- 5. Lanyard

FIRST USE

- Insert the original ANSMANN 18650 Li-Ion rechargeable battery pack provided as described in the REPLACING THE BATTERY PACK section.

- Charge the torch as described in CHARGING.
- Now the torch is ready for use and can be switched on with a push of the button.

CHARGING

Before using the torch for the first time the rechargeable battery pack should be fully charged. The USB type-C socket can be accessed by twisting the silicone ring beside the switch. After plugging in the USB type-C cable provided, the torch can be connected for charging. The torch can be used whilst it is charging. After charging is complete, remove the cable from the USB type-C socket and twist the silicone ring to protect the USB type-C socket from dirt and moisture.

Charge indicator:


Whilst charging, the LED illuminant flashes with very lower power. After charging is complete, the LED illuminant extinguishes.

Warning of low battery capacity:

The warning starts ca.1 minute before the torch will switch off. The warning is indicated by the LED illuminant switching off 3 times in quick succession. This is repeated every 15 seconds.


REPLACING THE BATTERY PACK

Before replacing the battery pack, ensure that the torch is switched off and then open the battery compartment by turning the end section of the torch. Remove the rechargeable battery pack. Insert the rechargeable battery pack into the battery compartment in accordance with the marking, with „+“ at the front. Then close the battery compartment again.

 The product complies with the requirements from the EU directives.
Subject to technical changes. We assume no liability for printing errors.

Kundenservice | Customer service:
ANSMANN AG
Industriestrasse 10
97959 Assamstadt
Germany
Support & FAQ: [ansmann.de](https://www.ansmann.de)
E-Mail: hotline@ansmann.de
Hotline: +49 (0) 6294 / 4204 3400
MA-1600-0150/V3/01-2022

Documents / Resources

	ANSMANN T400FR High-Quality Rechargeable Torch [pdf] User Manual T400FR, High-Quality Rechargeable Torch, Rechargeable Torch, High-Quality Torch, Torch, T400FR Torch
---	---

References

-  **[ANSMANN AG](https://www.ansmann.de)**