



## ANSMANN Daily Use 150B Torch User Manual

[Home](#) » [ANSMANN](#) » ANSMANN Daily Use 150B Torch User Manual 










### ANSMANN Daily Use 150B Torch
















## Contents

- 1 FEATURES
- 2 SAFETY – EXPLANATION OF NOTES
- 3 GENERAL SAFETY INSTRUCTIONS
- 4 DANGER OF FIRE AND EXPLOSION
- 5 GENERAL INFORMATION\
- 6 BATTERIES
- 7 ENVIRONMENTAL INFORMATION
- DISPOSAL
- 8 PRODUCT DESCRIPTION
- 9 FIRST USE
- 10 CUSTOMER SUPPORT
- 11 Documents / Resources
  - 11.1 References
- 12 Related Posts

## FEATURES

 				 2x Mignon AA Alkaline	 IPX4	 III
 3 W LED	 Ra >80	 6000 k	 >50.000 h			

 150 lm	 14 lm	 -10° C ... 50° C	 -20° C ... 25° C		
 2576 lx	 230 lx				
 5.5 h	 20 h				
 101 m	 30 m	 Aluminium	 107 g	 142.3 x 22 x 22 mm	

## SAFETY – EXPLANATION OF NOTES

Please take note of the following symbols and words used in the operating instructions, on the product and on the packaging:



= **Information** | Useful additional information about the product



= **Note** | The note warns you of possible damage of all kinds



= **Caution** | Attention – Hazard can lead to injuries



= **Warning** | Attention – Danger! May result in serious injury or death



## GENERAL SAFETY INSTRUCTIONS

This product may be used by children from the age of 8 and by persons with reduced physical, sensory or mental abilities or lack of experience and knowledge, if they have been instructed on the safe use of the product and are aware of the hazards. Children are not permitted to play with the product. Children are not permitted to carry out cleaning or care without supervision. Keep the product and the packaging away from children. This product is not a toy. Children should be supervised in order to ensure that they do not play with the product or packaging.

Avoid eye injuries – Never look directly into the beam of light or shine it into other people's faces. If this occurs for too long, the blue light portion of the beam can cause retinal damage.

Do not expose to potentially explosive environments where there are flammable liquids, dusts or gases. Never submerge the product in water or other liquids. All illuminated objects must be at least 5cm away from the lamp. Use the product exclusively with the accessories included with it. Improperly inserted batteries could leak and/or cause a fire/ explosion. Keep batteries away from children: Risk of choking or suffocating.

Never try to open, crush or heat a standard/rechargeable battery or set it on fire. Do not throw into a fire. When inserting batteries, ensure that the batteries are inserted with the correct polarity. Leaking battery fluid can cause irritation if it comes into contact with the skin. Immediately rinse affected areas with fresh water and then seek medical attention. Do not short-circuit connection terminals or batteries. Do not attempt to charge non rechargeable batteries. Rechargeable batteries must only be charged under the supervision of an adult and must be removed from the device before being charged.



## DANGER OF FIRE AND EXPLOSION

Do not use while still in the packaging.

Do not cover the product – risk of fire.

Never expose the product to extreme conditions, such as extreme heat/cold etc.

Do not use in the rain or in damp areas.



## GENERAL INFORMATION

- Do not throw or drop.
- The LED cover cannot be replaced. If the cover is damaged, the product must be disposed of.
- The LED light source cannot be replaced. If the LED has reached the end of its service life, the complete lamp must be replaced.
- Do not open or modify the product! Repair work shall only be carried out by the manufacturer or by a service technician appointed by the manufacturer or by a similarly qualified person.
- The lamp shall not be placed face-down or allowed to topple face-down.



## BATTERIES

- Always change all of the batteries at the same time as a complete set and always use equivalent batteries.
- Do not use batteries if the product appears to be damaged.
- Batteries are not rechargeable. Do not short-circuit batteries.
- Switch the product off before changing the batteries.
- Remove used or empty batteries from the lamp immediately.



## ENVIRONMENTAL INFORMATION DISPOSAL

Dispose of packaging after sorting by material type. Cardboard and cardboard to the waste paper, film to the recycling collection.



Dispose of the unusable product in accordance with legal provisions. The „waste bin“ symbol indicates that, in the EU, it is not permitted to dispose of electrical equipment in household waste. For disposal, pass the product on to a specialist disposal point for old equipment, use the return and collection systems in your area or contact the dealer from whom you purchased the product.

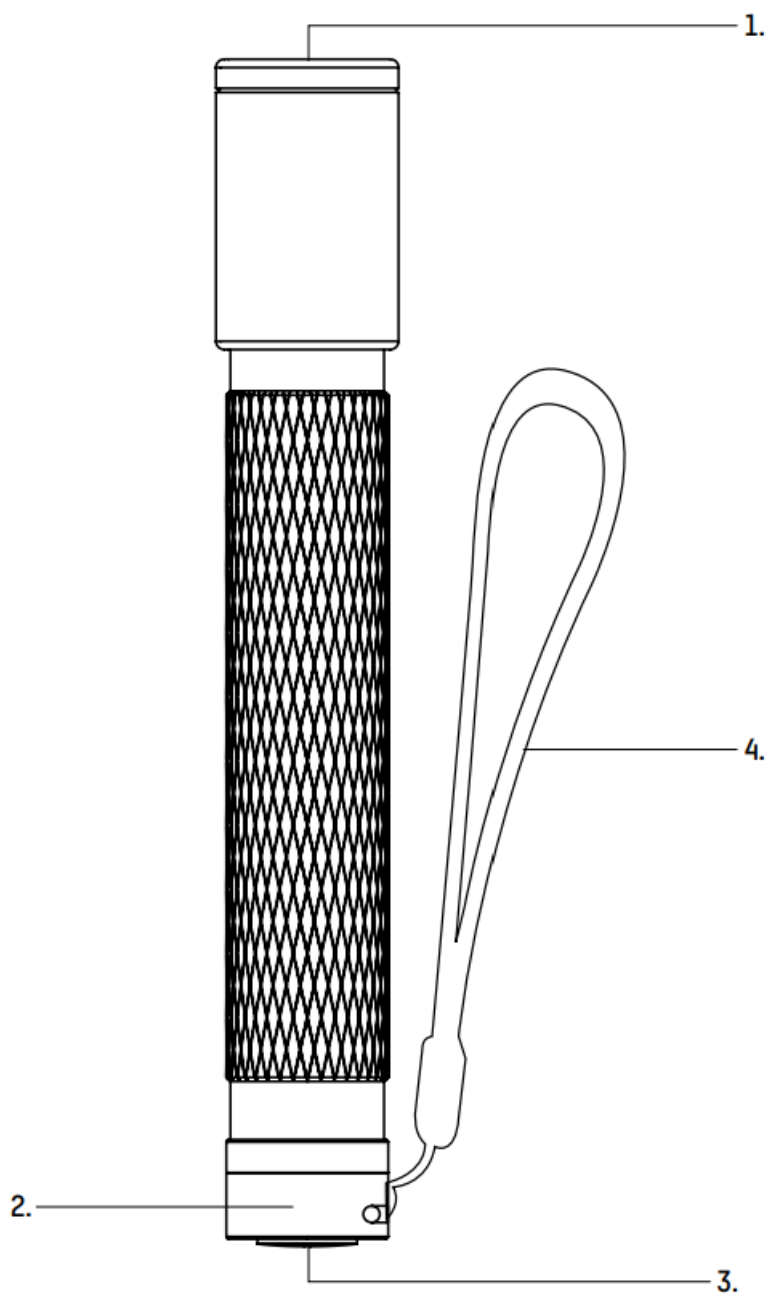


Batteries and rechargeable batteries contained in electrical appliances must be disposed of separately whenever possible. Always dispose of used batteries & rechargeable batteries (only when discharged) in accordance with the local regulations and requirements.

Improper disposal may result in toxic ingredients being released into the environment, which may have adverse health effects on humans, animals and plants. In this way you will fulfil your legal obligations and contribute to environmental protection.

## PRODUCT DESCRIPTION

1. Main light
2. Battery compartment
3. Switch
4. Lanyard



## FIRST USE

Insert the battery with correct polarity.

Press the switch to cycle through the following functions:

Press 1×: High power

Press 2×: Off

Press 3×: Low power

Press 4×: Off



The product complies with the requirements from the EU directives.

Subject to technical changes. We assume no liability for printing errors.

## CUSTOMER SUPPORT

Kundenservice | Customer service:

ANSMANN AG

Industriestrasse 10

97959 Assamstadt

Germany

Support & FAQ: [ansmann.de](https://www.ansmann.de)

E-Mail: [hotline@ansmann.de](mailto:hotline@ansmann.de)

Hotline: +49 (0) 6294 / 4204 3400

MA-1600-0428/V1/11-2021



## Documents / Resources



[ANSMANN Daily Use 150B Torch](#) [pdf] User Manual

Daily Use 150B Torch, Daily Use 150B, Daily Use Torch, 150B Torch, 150B, Torch

## References

-  [ANSMANN AG](#)