



ansluta 023744 Flexible Work Lamp LED User Manual

[Home](#) » [ansluta](#) » ansluta 023744 Flexible Work Lamp LED User Manual 

ansluta 023744 Flexible Work Lamp LED User Manual



Jula AB reserves the right to make changes to the product. Jula AB claims copyright on this documentation. It is not allowed to modify or alter this documentation in any way and the manual shall be printed and used as it is in relation to the product. For the latest version of operating instructions, refer to the Jula website.

Contents

1 SAFETY

INSTRUCTIONS

2 TECHNICAL DATA

3 Documents / Resources

4 Related Posts






SAFETY INSTRUCTIONS

- Do not look directly into the light source.
- Do not point the beam at the eyes of people or animals.
- Store out of the reach of children.
- Intended for indoor use.
- Do not charge the product outdoors.
- Do not use the charger to charge other products.
- Only use the supplied charger to charge the lamp.
- The power switch should be switched off when charging, otherwise the lamp can be damaged.
- Never cover the lamp glass or reflector when in use.
- Do not attempt to replace the battery.
- The product must be discarded if the glass cover is cracked.
- Discard the product if the power cord is damaged.
- The product must only be used in rooms with an ambient temperature of max 25°.
- The LED light source is not replaceable. The entire product must be replaced when the light source has reached the end of its life span.
- The product is not intended to be used as general lighting.

CHARGING

Make sure to do the charging in a suitable place and to use the right charger. Never connect an unknown charger, or a charger, charging cord or battery that can be suspected to be defective. Otherwise there is a risk of overheating, and in the worst case fire. Do not leave the battery unattended when charging. See website of Swedish National Electrical Safety Board for further information.

SYMBOL

	Read the instructions.
	Approved in accordance with the relevant directives.
	Recycle discarded product in accordance with local regulations.
	
	Do not look directly into the light source.

TECHNICAL DATA

Rated voltage: 5v

Output: 8W

Battery capacity: 2000 mAh

Battery life: 2-4 h

Battery status: Red/green LED indicator

Charging time: 2-5 h

Luminous flux: 500/1000 lm

Colour temperature: 6000/6500 K

Weight: 0.32 kg

DESCRIPTION

- This flexible LED work lamp has two light modes of 500 lm and 1000 lm.
- There is a magnet on the bottom of the handle that makes it easy to mount on an optional magnetic surface.
- The arm bends, which makes it easier to direct the light.

PACKAGE CONTENTS

- flexible 110 work lamp
- Charging cable
- Manual

USE


HOW TO USE

Press the power switch to switch the lamp on and off.

BATTERY CHARGING

- The battery must be charged before using for the first time.
- Connect the charger to the charging port on the handle.
- The charging time is 2 to 5 hours.

Documents / Resources

	<p>ansluta 023744 Flexible Work Lamp LED [pdf] User Manual</p> <p>023744 Flexible Work Lamp LED, 023744, Flexible Work Lamp LED, Work Lamp LED, Lamp L ED</p>
---	---