



# anslut 019939 Counter Lighting LED Instruction Manual

[Home](#) » [anslut](#) » anslut 019939 Counter Lighting LED Instruction Manual 

## anslut 019939 Counter Lighting LED Instruction Manual



### Contents

- 1 SAFETY INSTRUCTIONS**
  - 1.1 Symbols
- 2 TECHNICAL DATA**
- 3 INSTALLATION**
- 4 PRODUCT INFORMATION SHEET**
- 5 Documents / Resources**
- 6 Related Posts**

## SAFETY INSTRUCTIONS

- Only intended for indoor use.
- Do not connect the light to the mains while it is still in the pack.
- Check that all electrical and connecting cables comply with the applicable regulations and that they are connected in accordance with the instructions.
- Never overload the mains. This can result in fire or a risk of electric shock.
- Keep out of the reach of children.
- Do not store the light in a damp or very cold/hot place, this can damage the electronics.

- The electronics in the light are sensitive to knocks and blows. Avoid dropping it.
- Never attempt to replace damaged power cords yourself.
- The light source should only be replaced by an authorised service centre or other qualified personnel.
- The product is not dimmable.
- Make sure that no concealed cables can be damaged during the installation.
- The light source of this luminaire is not replaceable; when the light source reaches its end of life the whole luminaire shall be replaced.

## WARNING!

**New installations and extensions to existing systems should always be carried out by an authorised electrician. If you have the necessary experience and knowledge (otherwise contact an electrician), you can replace power switches and wall sockets, fit plugs, extension cords and light sockets. Incorrect installation can result in fatal injury and the risk of fire.**

## Symbols

- Approved as per applicable directives.



- Only intended for indoor use.



- Safety class II.



- Recycle discarded product in accordance with local regulations.



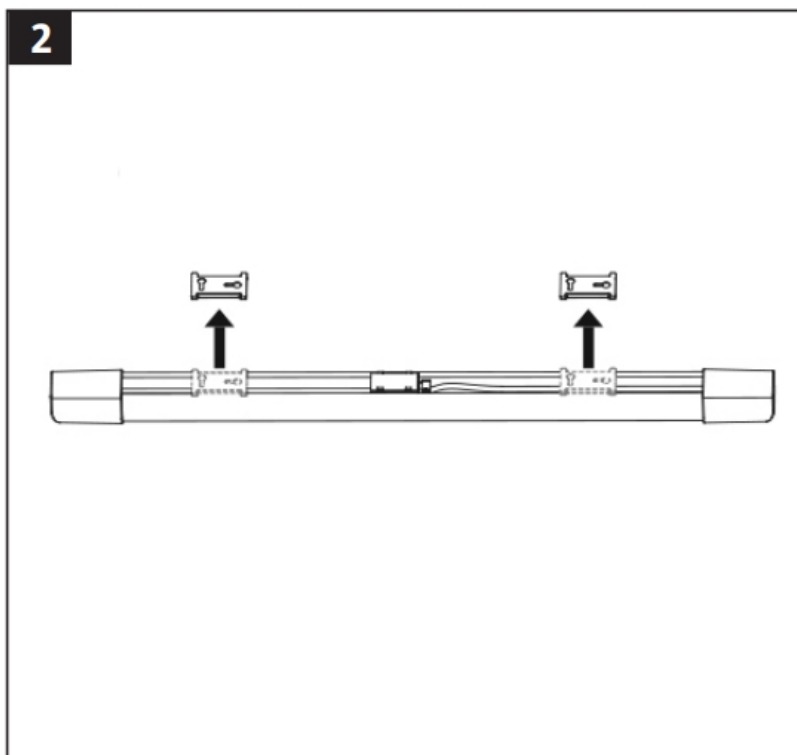
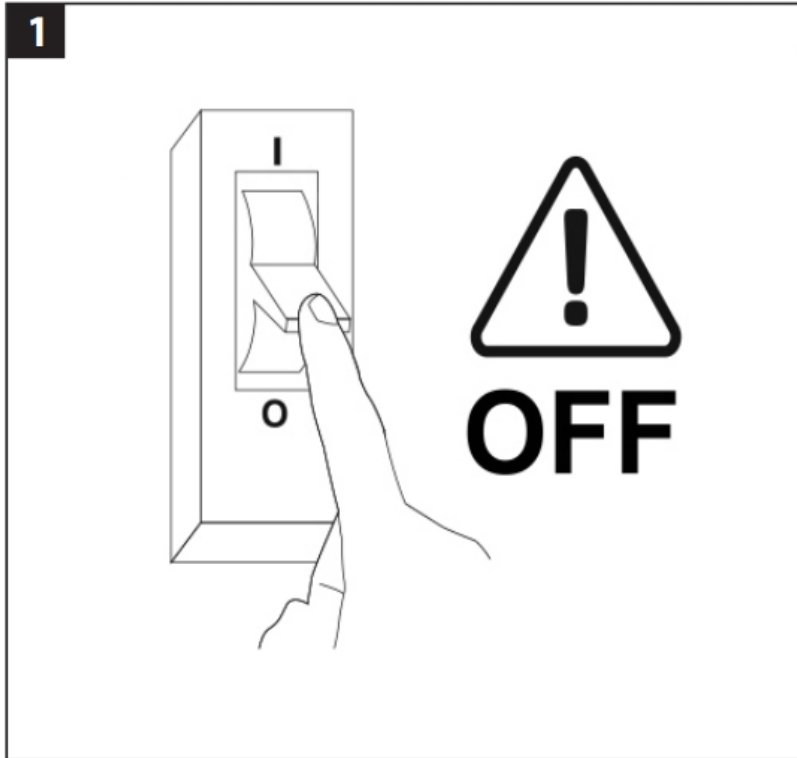
## TECHNICAL DATA

- **Rated voltage:** 230 V ~ 50 Hz
- **Output:** 10 W
- **Luminous flux:** 1100 lm
- **Colour temperature:** 3000 K
- **Life span:** 35000 h
- **Off/On:** 20000 times
- **Energy class:** E
- **Dimmable:** No

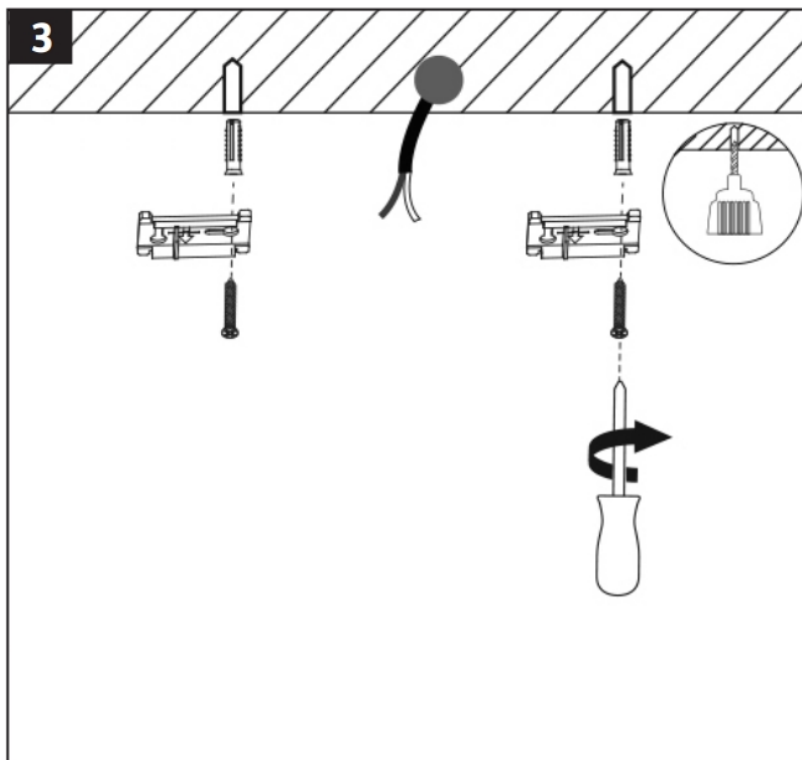
- **Protection rating:** IP20
- **Diffusion angle:** 150°
- **Luminous flux retention factor:** 0.9

## INSTALLATION

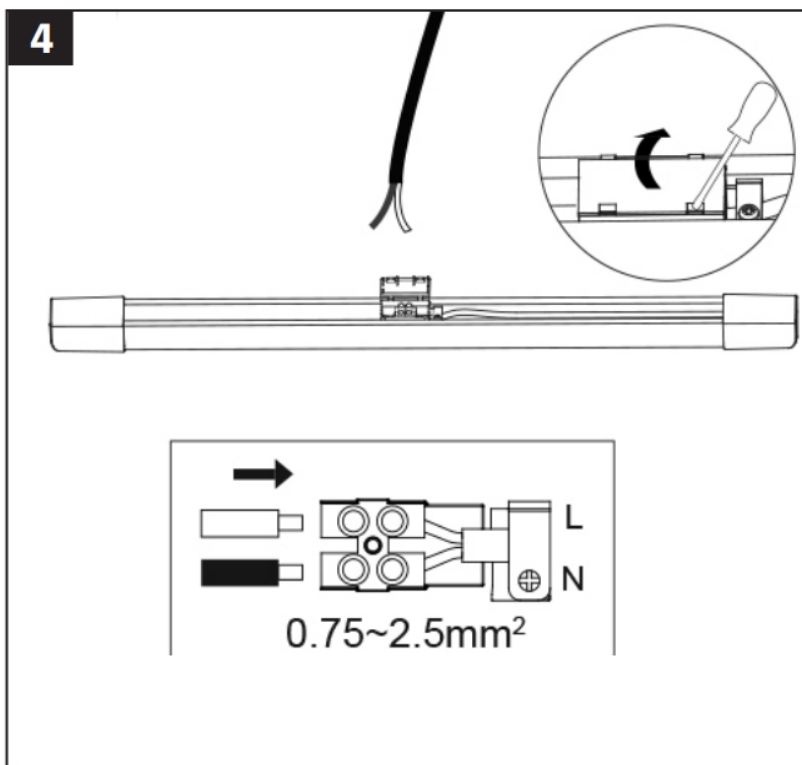
See figures for installation instructions:

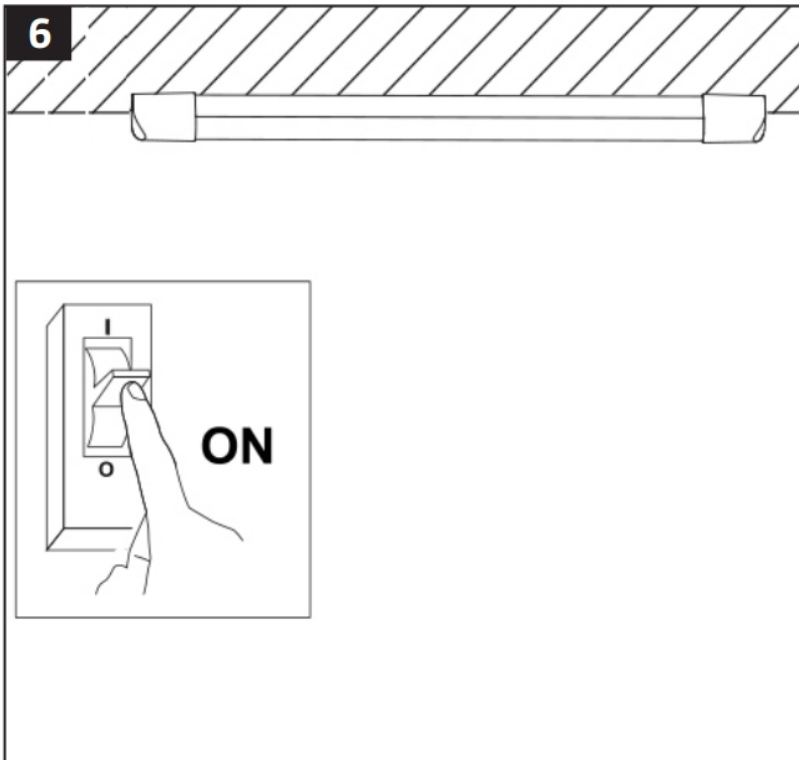
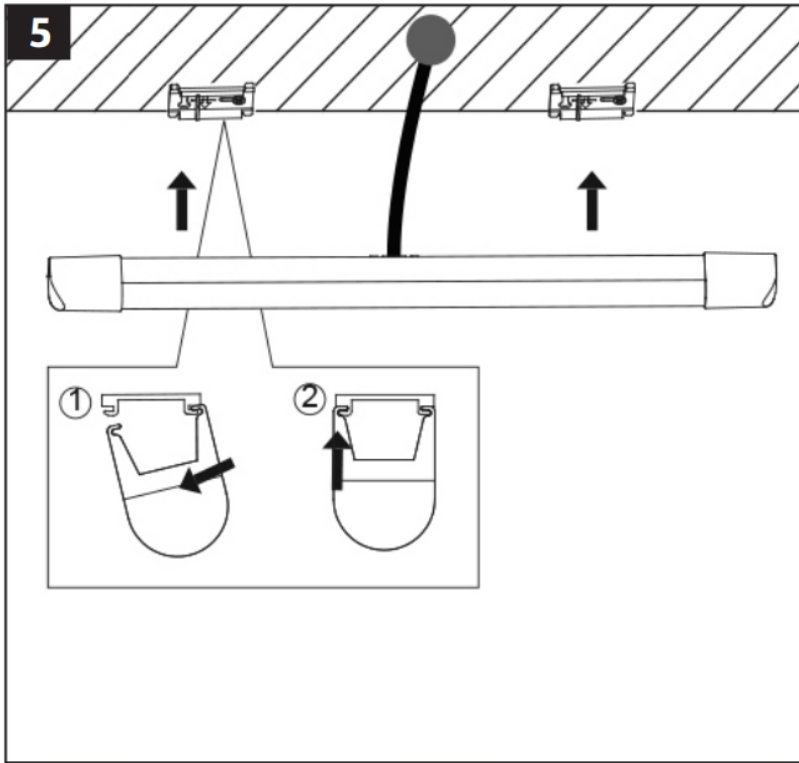


3



4





## PRODUCT INFORMATION SHEET

Supplier's name or trademark:	Anslut
Supplier's address <sup>(a)</sup> :	Jula AB, Julagatan, 2, 53237 Skara, SE

Model identifier:	019939		
Type of light source:			
Lighting technology used:	LED	Non-directional or directional:	NDLS
Light source connected to mains supply or light source not connected to mains supply:	MLS	Connected light source (CLS):	no
Colour-tuneable light source:	no	Envelope:	—
High luminance light source:	no		
Anti-glare shield:	no	Dimmable:	no
<b>Product parameters</b>			
Parameter	Value	Parameter	Value
<b>General product parameters:</b>			
Energy consumption in on-mode (kWh/1000 h)	10	Energy efficiency class	E

Useful luminous flux ( $\Phi_{\text{use}}$ ), indicating if it refers to the flux in a sphere ( $360^\circ$ ), in a wide cone ( $120^\circ$ ) or in a narrow cone ( $90^\circ$ ).		1 100 in Sphere ( $360^\circ$ )	Correlated colour temperature, rounded to the nearest 100 K, or the range of correlated colour temperatures, rounded to the nearest 100 K, that can be set.	3000
On-mode power ( $P_{\text{on}}$ ), expressed in W.		10,0	Standby power ( $P_{\text{sb}}$ ), expressed in W and rounded to the second decimal.	0,00
Networked standby power ( $P_{\text{net}}$ ) for CLS, expressed in W and rounded to the second decimal.		–	Colour rendering index, rounded to the nearest integer, or the range of CRI-values that can be set.	80
Outer dimensions without separate control gear, lighting control parts and non-lighting control parts, if any (millimetre).	Height	610	Spectral power distribution in the range 250 nm to 800 nm, at full-load.	See image in last page
	Width	32		
	Depth	45		
Claim of equivalent power ( $^{\circ}$ )		–	If yes, equivalent power (W)	–
			Chromaticity coordinates (x and y)	0,434 0,403
<b>Parameters for directional light sources:</b>				

Peak luminous intensity (cd)		Beam angle in degrees, or the range of beam angles that can be set	
<b>Parameters for LED and OLED light sources:</b>			
R9 colour rendering index value	0	Survival factor	0,90
The lumen maintenance factor	0,96		
<b>Parameters for LED and OLED mains light sources:</b>			
Displacement factor (cos $\phi$ 1)	0,70	Colour consistency in mcadam ellipses	6
Claims that an LED light source replaces a fluorescent light source without integrated ballast of a particular wattage.	-(b)	If yes then replacement claim (W)	–
Flicker metric (Pst LM)	1,0	Stroboscopic effect metric (SVM)	0,4


(a)"-": not applicable;

(b)"-": not applicable;

Jula reserves the right to make changes.  
For latest version of operating instructions, see [www.jula.com](http://www.jula.com)



## Documents / Resources

	<p><a href="#">anslut 019939 Counter Lighting LED</a> [pdf] Instruction Manual 019939 Counter Lighting LED, 019939, Counter Lighting LED, Lighting LED, LED</p>
---	---