



anslut 019044 Power Outlet Cube Socket Instruction Manual

[Home](#) » [anslut](#) » anslut 019044 Power Outlet Cube Socket Instruction Manual 

Contents

- [1 anslut 019044 Power Outlet Cube Socket](#)
- [2 SAFETY INSTRUCTIONS](#)
 - [2.1 TECHNICAL DATA](#)
- [3 DESCRIPTION](#)
- [4 Documents / Resources](#)
- [5 Related Posts](#)



anslut 019044 Power Outlet Cube Socket





SAFETY INSTRUCTIONS

IMPORTANT:

- Store out of the reach of children.
- Check that the nominal data of the appliance corresponds to the technical data below.
- If the nominal data (voltage, power consumption, temperature, frequency etc.) of the connected appliance exceeds the technical data below there is a risk of material damage.

SYMBOLS

	Read the instructions.
CE	Approved in accordance with the relevant directives.
	Recycle discarded product in accordance with local regulations.

TECHNICAL DATA

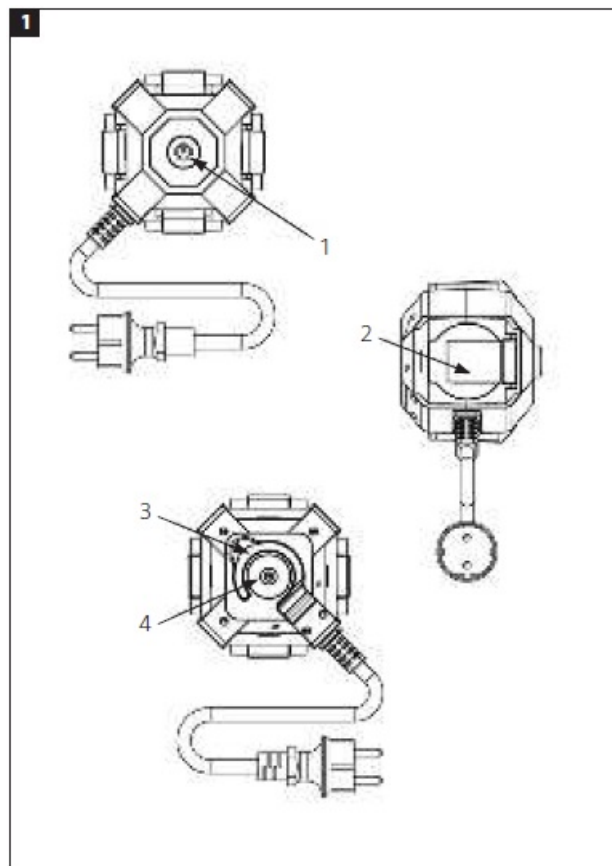
- Rated voltage 230 V ~ 50 Hz
- Rated current 16A
- Max load 3680 W
- Size 109 x 109 x 97 mm
- Cord type H07RN-F 3G1.5 mm²
- Cord length 1.4 m
- Protection rating IP44

DESCRIPTION

Earthed 4-way cube socket with caps and manual power switch, approved for outdoor use. With hook, magnet and screw coupling for ground spike or tripod stand to enable multifunctional use.

1. Power switch
2. Socket
3. Hook
4. Magnet

FIG. 1



USE

1. Check that the appliance to be connected is switched off before plugging it in.
2. Plug the appliance into a socket and plug the cube into a suitable power point.

Documents / Resources

<p>anslut.</p> <p>CUBE SOCKET</p> <p>019044, Power Outlet Cube Socket, Outlet Cube Socket, Cube Socket, Socket, 019044</p> <p>1. Check that the appliance to be connected is switched off before plugging it in.</p> <p>2. Plug the appliance into a socket and plug the cube into a suitable power point.</p>	<p>anslut 019044 Power Outlet Cube Socket [pdf] Instruction Manual</p> <p>019044, Power Outlet Cube Socket, Outlet Cube Socket, Cube Socket, Socket, 019044</p>
--	---