



anslut 018817 LED Work Lamp Instruction Manual

[Home](#) » [anslut](#) » anslut 018817 LED Work Lamp Instruction Manual 



Contents

- [1 anslut 018817 LED Work Lamp](#)
- [2 SAFETY INSTRUCTIONS](#)
- [3 SYMBOLS](#)
- [4 TECHNICAL DATA](#)
- [5 DESCRIPTION](#)
- [6 Documents / Resources](#)
 - [6.1 References](#)
- [7 Related Posts](#)

anslut 018817 LED Work Lamp





SAFETY INSTRUCTIONS

- The product must be connected to an earthed power point.
- Keep power cords and extension cords away from cutting tools, sharp objects and other potential risks such as wet floors and solvents.
- Check at regular intervals all electrical connections and power cords for damage. Rectify any faults before using the light. Always have the wiring and connections checked by an authorised electrician.
- Check that the mains voltage corresponds to the rated voltage on the type plate.
- Do not use the product in an explosive environment, e.g. near flammable liquids, gas or dust. Do not use the product near flammable materials.
- Do not look directly into the light source.
- Do not use the product if the glass front is cracked or damaged. The product must be discarded if the glass front is cracked or damaged.
- The light source is not replaceable. The entire product must be replaced if it stops working.
- The external flexible cable cord of this luminaire cannot be replaced; if the cord is damaged, the luminaire shall be destroyed.
- The minimum distance between the product and an illuminated object is one metre.

WARNING

- The product gets very hot when in use – risk of burn injuries.
- Keep flammable materials away from the product.
- Make sure there is enough ventilation to prevent the product getting too hot.

SYMBOLS

	Read the instructions.
	Approved in accordance with the relevant directives.

Recycle discarded product in accordance with local regulations.

TECHNICAL DATA

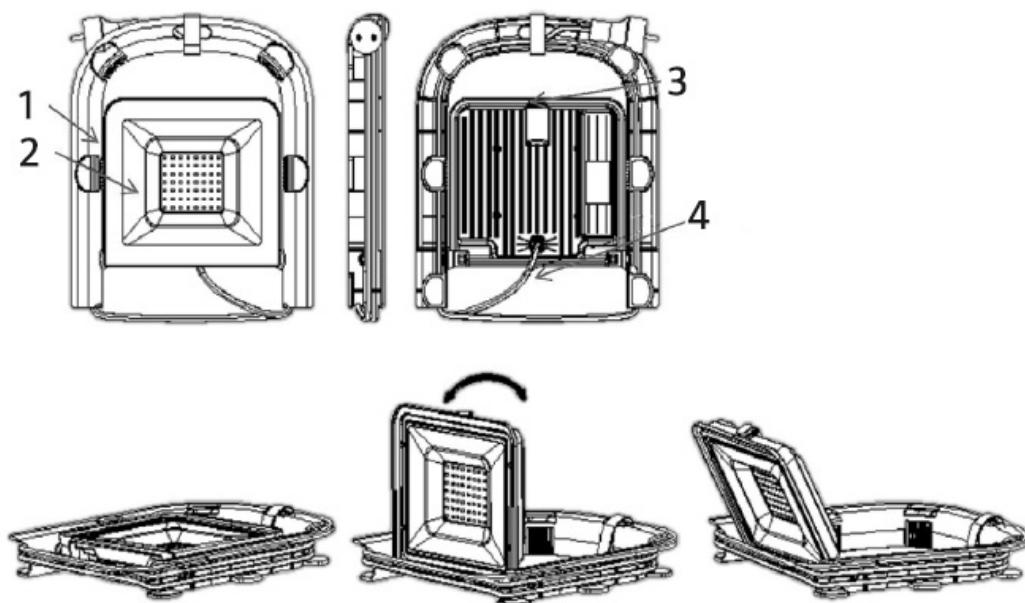
Voltage	230 V ~ 50 Hz
Output	50 W
Luminous flux	6000 lm
Beam angle	110°
Colour temperature	4000 K
Cord length	1.5 m
Size	L314xW365xH48 mm
Weight	1.4 kg

DESCRIPTION

Portable LED work lamp with reel. The lamp has two output modes to adjust the light to requirements.



FIG. 1

1



1. Handle
2. Lamp
3. Power switch
4. Cord

Documents / Resources

 <p>WORK LAMP LED</p> <p>018817, LED Work Lamp, 018817 LED Work Lamp, Work Lamp</p>	<p>anslut 018817 LED Work Lamp [pdf] Instruction Manual</p> <p>018817, LED Work Lamp, 018817 LED Work Lamp, Work Lamp</p>
 <p>WORK LAMP LED</p> <p>018817, LED Work Lamp, 018817 LED Work Lamp, Work Lamp</p>	<p>anslut 018817 LED Work Lamp [pdf] Instruction Manual</p> <p>018817, LED Work Lamp, 018817 LED Work Lamp, Work Lamp, Lamp</p>

References

-  [Jula – products for home and garden](#)
-  [Jula – ingenting kan stoppe deg!](#)
-  [Jula – Teraz nic Cię nie powstrzyma!](#)
-  [Jula – inget kan stoppa dig nu!](#)