



anslut 018813 Rechargeable Work Light Instruction Manual

[Home](#) » [anslut](#) » anslut 018813 Rechargeable Work Light Instruction Manual 

Contents

- [1 anslut 018813 Rechargeable Work Light](#)
- [2 OPERATING INSTRUCTIONS](#)
- [3 SAFETY INSTRUCTIONS](#)
- [4 SYMBOLS](#)
- [5 TECHNICAL DATA](#)
- [6 DESCRIPTION](#)
- [7 USE](#)
- [8 MAINTENANCE](#)
- [9 Documents / Resources](#)
- [10 Related Posts](#)



anslut 018813 Rechargeable Work Light



OPERATING INSTRUCTIONS

Important! Read the user instructions carefully before use. Save them for future reference. (Translation of the original in-structions).

Important! Read the user instructions carefully before use. Save them for future reference. Jula reserves the right to make changes. For latest version of operating instructions, see www.jula.com






SAFETY INSTRUCTIONS

Follow all the safety instructions, maintenance instructions and other instructions, including the technical data.

- The light source cannot be replaced. If the light source fails, the entire product must be replaced.
- Do not use the product if the glass cover is cracked or damaged.
- Only charge the battery with the supplied charger.
- The product can be used indoor or outdoor.
- The product can be used on the table or floor.
- The product is not waterproof when the charger is connected.
- Recycle used batteries in accordance with local regulations.
- The battery cannot be replaced.
- The product has insulation class III, and the charger insulation class II.
- Products with protection rating IP44 are splash proof and protected from solid objects with a diameter of more than 1 mm.
- Never modify the product in any way.
- Keep children and pets at a safe distance from electrical products.
- Light products must not be put on a damp surface.

- The maximum projected area of the flood light is 0.022m².
- Check after assembly and installation that no wires have been damaged.
- The manufacturer cannot accept liability for any damage resulting from failure to follow these instructions.

SYMBOLS

	Read the instructions.
	Approved in accordance with the relevant directives.
	Safety class III
	Rough service luminaires.
	Recycle discarded product in accordance with local regulations.

TECHNICAL DATA

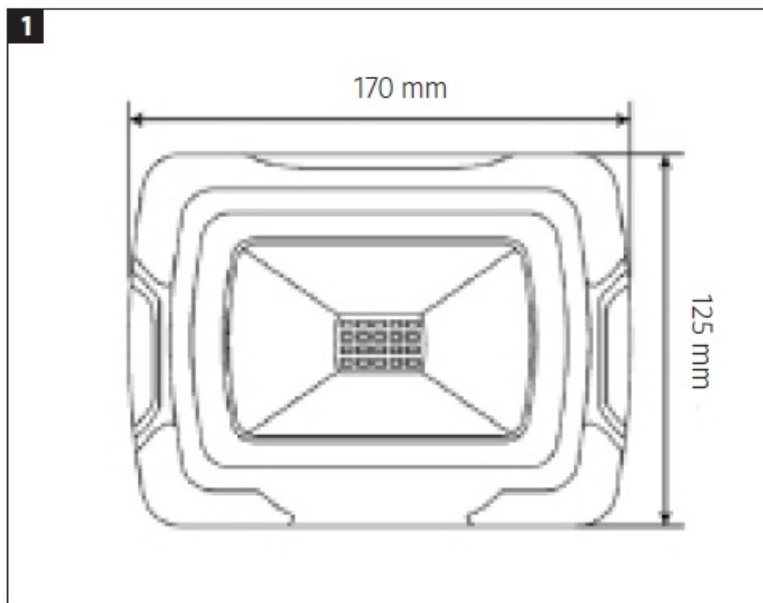
Output	10 W
Colour temperature	4000 K
Luminous flux	700 lm - 350 lm - off
Protection rating	IP54
Battery technique	Li-Ion
Battery capacity	2x3.7V Li-ion, DC1800mAh(DC3600mAh)
Battery life	3 h
Charging time	4 h
Voltage	240 V ~ 50 Hz
Size	170 x 125 x 42 mm
Weight	390 g

DESCRIPTION

Battery-powered and rechargeable work lamp. Charges with micro USB cable (included). Lightweight and easy to take with you.

DIMENSIONS

FIG. 1



USE

CHARGING

FIG. 2



OUTPUT SETTINGS

1. **Press once:** On / 100%
2. **Press twice:** 50%
3. **Press three times:** Off


FIG. 3



MAINTENANCE

The product does not contain any parts that can be repaired by the user. Wipe off any dust from the surface of the product with a soft cloth. Make sure that no liquid or moisture gets into the product or its electrical connections.

Documents / Resources

	<p>anslut 018813 Rechargeable Work Light [pdf] Instruction Manual 018813 Rechargeable Work Light, 018813, Rechargeable Work Light, Work Light, Light</p>
---	--