



## anslut 018813 Rechargeable Work Lamp Instruction Manual

[Home](#) » [anslut](#) » anslut 018813 Rechargeable Work Lamp Instruction Manual 



018813 Rechargeable Work Lamp  
Instruction Manual



## Contents

- 1 018813 Rechargeable Work Lamp
- 2 SAFETY INSTRUCTIONS
- 3 SYMBOLS
- 4 TECHNICAL DATA
- 5 DESCRIPTION
- 6 MAINTENANCE
- 7 Documents / Resources
- 8 Related Posts

## 018813 Rechargeable Work Lamp



Item no. 018813



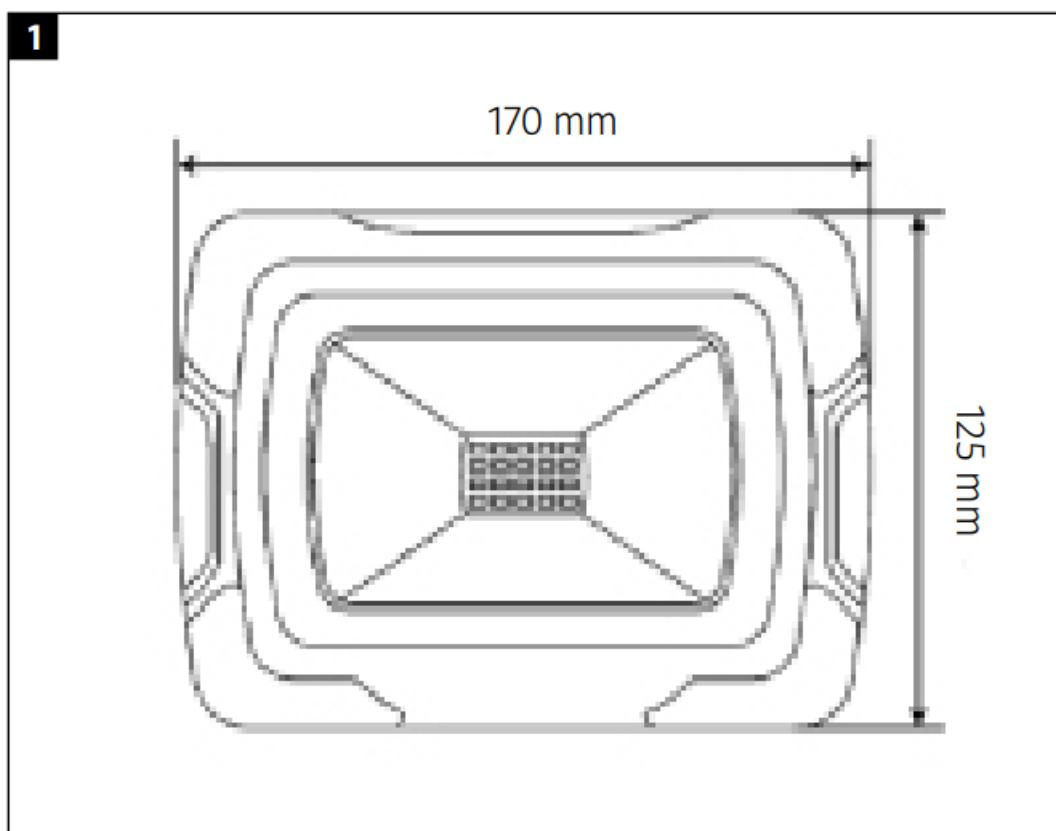
**Important!** Read the user instructions carefully before use. Save them for future reference. (Translation of the original instructions)


**Important!** Read the user instructions carefully before use. Save them for future reference. Julia reserves the right to make changes. For the latest version of operating instructions, see [www.jula.com](http://www.jula.com)

2022-09-06

© Julia AB

JULA AB, BOX 363, SE-532 24 SKARA












## SAFETY INSTRUCTIONS

Follow all the safety instructions, maintenance instructions, and other instructions, including the technical data.

- The light source cannot be replaced. If the light source fails, the entire product must be replaced.
- Do not use the product if the glass cover is cracked or damaged.
- Only charge the battery with the supplied charger.
- The product can be used indoors or outdoors.
- The product can be used on the table or floor.
- The product is not waterproof when the charger is connected.
- Recycle used batteries in accordance with local regulations.
- The battery cannot be replaced.

- The product has insulation class III, and charger insulation class II.
- Products with a protection rating of IP54 are splash-proof and protected from solid objects with a diameter of more than 1 mm.
- Never modify the product in any way.
- Keep children and pets at a safe distance from electrical products.
- Light products must not be put on a damp surface.
- The maximum projected area of the flood light is 0.022m<sup>2</sup>.
- Check after assembly and installation that no wires have been damaged.
- The manufacturer cannot accept liability for any damage resulting from failure to follow these instructions.

## SYMBOLS

	Read the instructions.
	Approved in accordance with the relevant directives.
	Safety class III
	Rough service luminaires.
	Recycle discarded products in accordance with local regulations.

## TECHNICAL DATA

Output	10 W
Color temperature	4000 K
Luminous flux	700 lm – 350 lm – off
Protection rating	IP54
Battery technique	Li-Ion
Battery capacity	2×3.7V Li-ion, DC1800mAh(DC3600mAh)
Battery life	3 h
Charging time	4 h
Voltage	240 V ~ 50 Hz
Size	170 x 125 x 42 mm
Weight	390 g

## DESCRIPTION

Battery-powered and rechargeable work lamp. Charges with micro USB cable (included). Lightweight and easy to take with you.

**DIMENSIONS**  
**FIG. 1**

**USE**  
**CHARGING**  
**FIG. 2**

**OUTPUT SETTINGS**

- 1. Press once: On / 100%
- 2. Press twice: 50%
- 3. Press three times: Off


**FIG. 3**

**MAINTENANCE**

The product does not contain any parts that can be repaired by the user. Wipe off any dust from the surface of the product with a soft cloth. Make sure that no liquid or moisture gets into the product or its electrical connections.



**Documents / Resources**

	<p><a href="#">anslut 018813 Rechargeable Work Lamp</a> [pdf] Instruction Manual 018813, Rechargeable Work Lamp, 018813 Rechargeable Work Lamp</p>
---	--