



anslut 017970 Work Lamp LED Instruction Manual

[Home](#) » [anslut](#) » anslut 017970 Work Lamp LED Instruction Manual 

Contents

- [1 anslut 017970 Work Lamp LED](#)
- [2 SAFETY INSTRUCTIONS](#)
- [3 SYMBOLS](#)
- [4 TECHNICAL DATA](#)
- [5 DESCRIPTION](#)
- [6 MAINTENANCE](#)
- [7 EU DECLARATION OF CONFORMITY](#)
- [8 Documents / Resources](#)
- [9 Related Posts](#)

anslutTM

anslut 017970 Work Lamp LED



Important: Read the user instructions carefully before use. Save them for future reference. Translation of the original instructions.





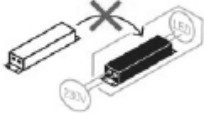
SAFETY INSTRUCTIONS

- Only connect the product to a fused and RCD-protected PowerPoint
- If the product is used outdoors, only use an extension cord approved for outdoor use of the H07RN-F 3G type with a cross-sectional area of 1.5 mm.
- Do not look into the light without wearing eye protection – the risk of dazzling and/or eye damage.
- Keep the product away from flammable objects and substances -fire risk.
- Check before use that no parts are damaged, missing, or worn and that no other factors could affect functionality.
- Do not use a high-pressure jet to clean the product. Never modify the product in any way.
- Unauthorized modification, or the use of spare parts not recommended by the manufacturer, will invalidate the warranty and increase the risk of personal injury, and also reduce the life span of the product. Only use the product in accordance with these instructions.
- The product has a power terminal with a protection rating of IP 54.
- A damaged cord or plug must be replaced by an authorized service center or qualified person to ensure safe use.
- Store the product in a dry place out of the reach of children. Check that the product is in good condition before putting it into storage and before it is used again.
- The light source cannot be replaced. If the light source fails, the entire product must be replaced.
- The light source should only be replaced by an authorized service center or other qualified personnel.
- The light source has an energy efficiency rating in class E.

WARNING: This is not a toy- do not allow children to use the product. Never attempt to repair or modify the product. No parts of the product can be serviced by the user. Repairs should be carried out by qualified personnel. Do not attempt to replace or modify the LEDs. Do not use the product if the glass is cracked or damaged. Replace

the glass before using the product.

SYMBOLS

	Read the instructions.
	Approved in accordance with the relevant directives.
	Recycle discarded product in accordance with local regulations.
	Non-replacable light source.
	Non-replacable control gear.

TECHNICAL DATA

Rated voltage	230 V ~ 50 Hz
Output	50 W
Energy efficiency class	E
Luminous flux	5500 lm
Diffusion angle	110°
Protection rating	IP54
Ambient temperature	-20 – 40°C
Size	L25 x W10 x H20 cm
Weight	1.25 kg

DESCRIPTION

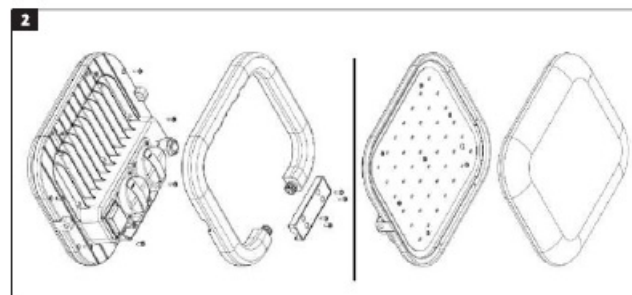


1. Work lamp
2. Power cord
3. Handle
4. Power terminal
5. Power switch
6. Plug

With a locking mechanism in the handle, the angle between the handle and the back of the product can be adjusted to the fixed positions 45°, 90°, 135°, and 180° so that the product is stable.

MAINTENANCE

DISMANTLING



1. Undo and remove the 4 screws for the handle plate.
2. Remove the handle plate and the handle.
3. Undo and remove the 8 screws for the light diffuser and remove diffuser.
4. The light source (LEDs only) must only be replaced by qualified personnel.

EU DECLARATION OF CONFORMITY

Jula AB, Box 363, SE-532 24 SKARA, SWEDEN

This declaration of conformity is issued under the sole responsibility of the manufacturer

LED WORK LIGHT

- **Item number: 017970**

Conforms to the following directives, regulations, and standards

Low Voltage Directive 2014/35/EU

- EN 60598-1 :2015+A 1, EN 60598-2-4:2018, EN 60598-2-5:2015, EN 62493:2015

Electromagnetic Compatibility 2014/30/EU

- EN IEC 55015:2019+A11, EN 61547:2009, EN 61000-3-2:2014, EN IEC 61000-3-2:2019, EN 61000- 3-3:2013, EN 61000-3-3:2013+A1
- ERP Implementing Measure Regulation (EU) 2019/2020, (EU) 2019/2015, (EU) 2021/341, (EU) 2021/340
- **RoHS Directive:** 2011/65/EU and (EU) 2015/863 EN 50581:2012


This product was CE marked in the year -21

- 2021-06-15



Fredrik Bohman
BUSINESS AREA MANAGER

Documents / Resources

	<p>anslut 017970 Work Lamp LED [pdf] Instruction Manual 017970, Work Lamp LED, 017970 Work Lamp LED</p>
---	---