



## anslut 016919 LED String Light Instruction Manual

[Home](#) » [anslut](#) » anslut 016919 LED String Light Instruction Manual 

### Contents

- [1 anslut 016919 LED String Light](#)
- [2 SAFETY INSTRUCTIONS](#)
- [3 SYMBOLS](#)
- [4 TECHNICAL DATA](#)
- [5 USE](#)
- [6 TIMER FUNCTION](#)
- [7 Documents / Resources](#)
  - [7.1 References](#)
- [8 Related Posts](#)



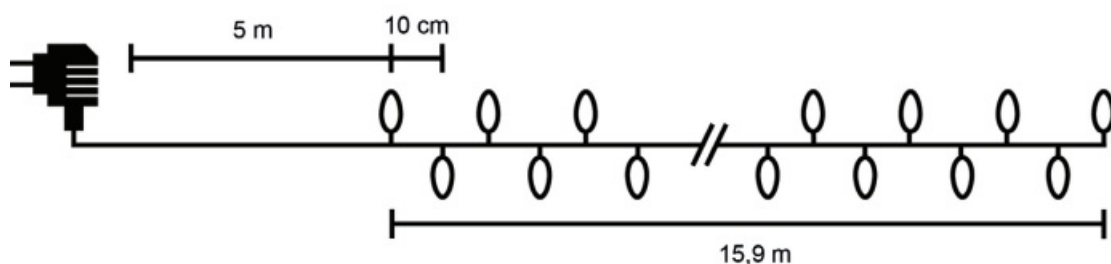
**anslut 016919 LED String Light**






## SAFETY INSTRUCTIONS

- Do not connect the product to a power point while the product is still in the pack.
- Intended for indoor and outdoor use.
- Check that no light sources are damaged.
- Do not connect two or more string lights together electrically.
- No parts of the product can be replaced, or repaired.
- The whole product must be discarded if any part is damaged.
- Do not use sharp or pointed objects during assembly.
- Do not subject the power cord or wires to mechanical stress. Do not hang objects on the string light.
- This is not a toy. Be careful if using the product near children.
- Disconnect the transformer from the power point when the product is not in use.
- This product must only be used together with the supplied transformer and must never be connected directly to the mains supply without a transformer.
- The product is not intended to be used as general lighting.
- The LED light sources are not replaceable. When the light sources have reached the end of their useful life the complete product must be replaced.
- Recycle the product at the end of its useful life in accordance with local regulations.

**WARNING!** The string of lights may only be used if all seals are fitted correctly



## SYMBOLS

|   |  |
|---|--|
|  | Approved in accordance with the relevant directives. |
|  | Safety class II.                                     |
|  | Recycle discarded product as electrical waste.       |

## TECHNICAL DATA

- Rated voltage 230 V ~ 50 Hz/31 VDC
- Output 6 W
- No. of LEDs 160
- Safety class III
- Protection rating IP44


## USE

1. Plug the plug into a power point. The string light goes on and shines constantly.
2. Press the switch to activate the double timer function. The switch goes green when the timer is activated.
3. Press the switch again to switch off the string light.




## TIMER FUNCTION

The product has a double timer that controls the string light as follows – on 8 hours, off 6 hours, on 2 hours and off 8 hours.

## Documents / Resources

|   |   |
|---|---|
|  | <a href="#">anslut 016919 LED String Light</a> [pdf] Instruction Manual<br>016919, LED String Light, 016919 LED String Light, String Light, Light |
|---|---|

## References

-  [Jula – “products for home and garden](#)
-  [Jula – ingenting kan stoppe deg!](#)
-  [Jula – Teraz nic Cię nie powstrzyma!](#)

-  [Jula – inget kan stoppa dig nu!](#)

Manuals+.