



anslut 014332 Sensor for Weather Station Instruction Manual

[Home](#) » [anslut](#) » anslut 014332 Sensor for Weather Station Instruction Manual 

Contents

- [1 anslut 014332 Sensor for Weather Station](#)
- [2 SAFETY INSTRUCTIONS](#)
- [3 SYMBOLS](#)
- [4 DESCRIPTION](#)
- [5 INSTALLATION](#)
- [6 Documents / Resources](#)
 - [6.1 References](#)
- [7 Related Posts](#)



anslut 014332 Sensor for Weather Station



SAFETY INSTRUCTIONS

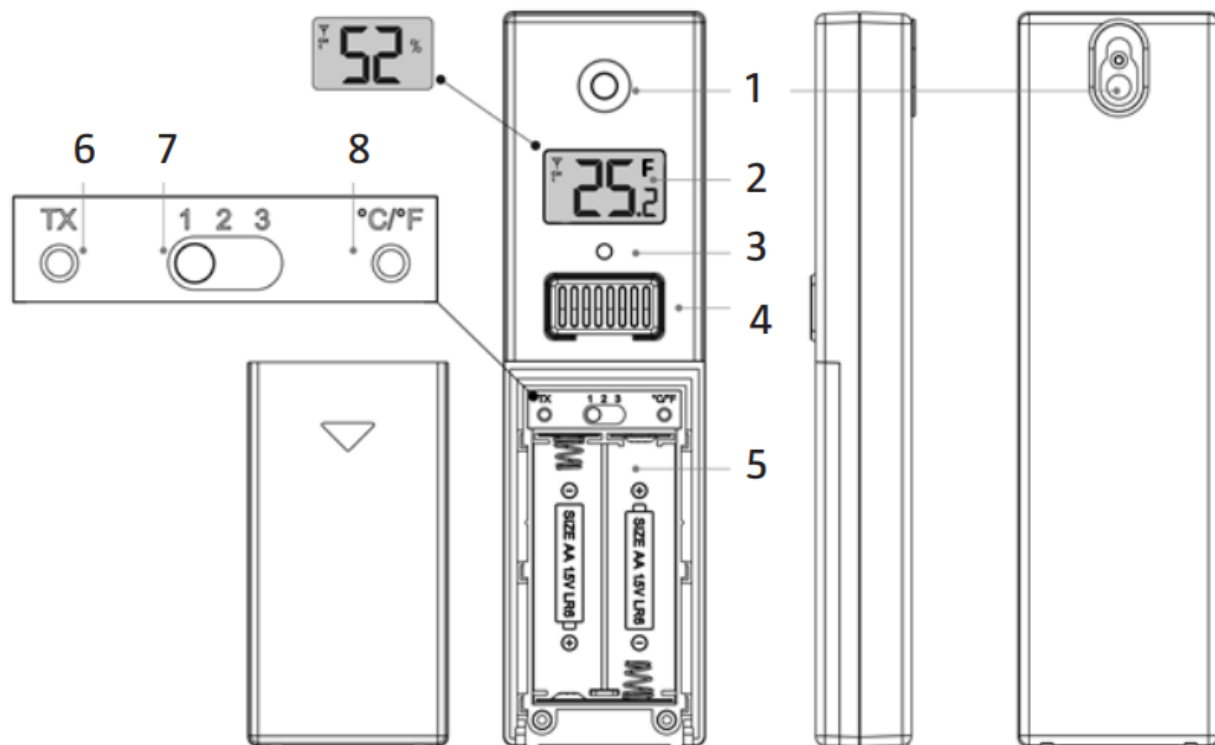
Carefully read the instructions before using the product. Save them for future reference.

SYMBOLS

	Read the instructions.
	Approved in accordance with the relevant directives.
	Recycle discarded product in accordance with local regulations.

DESCRIPTION

Extra sensor for weather station (014331). Maximises your measurements and check in several places. Can be installed both indoors and outdoors. Weather station and batteries are sold separately in Julia's department store and at www.jula.com.





1. Hanging hol
2. LCD display
3. LED indicator
4. Temperature | Humidity sensing louver
5. Battery compartment
6. Manual transmit signal button "TX"
7. "CHANNEL 1 or 2 or 3" switch
8. Reset button °C/°F

INSTALLATION

Mount the sensor within 100 meters of Marquant's wireless weather station (014331).

Documents / Resources

  <p>Sensor for weather station</p> <p>014332</p>	<p>anslut 014332 Sensor for Weather Station [pdf] Instruction Manual</p> <p>014332, Sensor for Weather Station, 014332 Sensor for Weather Station</p>
---	---

References

- [Jula](#) “products for home and garden”