



anslut 014212 Work Light Globe Instruction Manual

[Home](#) » [anslut](#) » anslut 014212 Work Light Globe Instruction Manual 



014212 Work Light Globe Instruction Manual



WORK LIGHT GLOBE **OPERATING INSTRUCTIONS**

Important! Read the user instructions carefully before use. Save them for future reference. (Translation of the original instructions).

Care for the environment! Recycle discarded products in accordance with local regulations.
Jula reserves the right to make changes. For the latest version of operating instructions, see www.jula.com



Contents

- [1 SAFETY INSTRUCTIONS](#)
- [2 TECHNICAL DATA](#)
- [3 DESCRIPTION](#)
- [4 HOW TO USE](#)
- [5 Documents / Resources](#)
- [6 Related Posts](#)





SAFETY INSTRUCTIONS

- Check that the power switch is switched off before plugging in the plug.
- If the power cord or plug are damaged they must be replaced by an authorized service center to ensure safe use.
- Regularly check all electrical connections and power cords for damage. Rectify any faults before using the light. Always have the wiring and connections checked by an authorized electrician.
- Check that the mains voltage corresponds to the rated voltage on the type plate.
- Do not use the product near flammable materials or sources of heat.
- Do not use the product if the glass front is cracked or damaged. The product must be discarded if the glass front is cracked or damaged.
- The light source is not replaceable. The entire product must be replaced if it stops working.

WARNING!

- The light gets very hot when it is switched on – risk of burn injury.
- Never modify the power cord, plug or the product in any way — risk of electric shock. Repairs should be carried out by an electrician.

SYMBOLS

	Read the instructions.
	The product must be discarded if the glass front is cracked or damaged.
	Approved as per applicable directives.
	Recycle discarded product as electrical waste.

TECHNICAL DATA

Rated voltage	230 V~50 Hz
Output	30 W
Protection rating	IP54
Luminous flux	3000 lm
Colour temperature	4000 K
Cord length	3 m
Net weight	1.8 kg

DESCRIPTION

- 1. Power switch
- 2. Light source **FIG. 1**

HOW TO USE

USE


- The power switch has on and off mode.
- Can be used outdoors.
- The minimum distance between the light and an illuminated object is one meter.

IMPORTANT:

- Take precautions to prevent persons from looking directly into the light source.
- Do not put the light on an unstable or sloping surface — the product can be damaged if it tips over.



Documents / Resources

 The thumbnail shows the cover of the instruction manual for the anslut 014212 Work Light Globe. It features the anslut logo at the top left, the product name "WORK LIGHT GLOBE" below it, and a photograph of the light globe and its power cord. Below the photo, there is a list of technical specifications and safety instructions in a small, dense font.	<p>anslut 014212 Work Light Globe [pdf] Instruction Manual 014212, 014213, Work Light Globe</p>
---	---