



## anslut 008161 String Light Instruction Manual

[Home](#) » [anslut](#) » anslut 008161 String Light Instruction Manual 

### anslut 008161 String Light Instruction Manual



#### Contents

- [1 SAFETY INSTRUCTIONS](#)
- [2 SYMBOLS](#)
- [3 TECHNICAL DATA](#)
- [4 USE](#)
- [5 Documents / Resources](#)
- [6 Related Posts](#)




### SAFETY INSTRUCTIONS

- Do not connect the product to a power point while the product is still in the ack.
- Designed for indoor and outdoor use.
- Check that no light sources are damaged.
- Do not connect two or more string lights together electrically.
- No parts of the product can be replaced, or repaired. The whole product must be discarded if any part is damaged.

- Do not use sharp or pointed objects during assembly. Do not subject the power cord or wires to mechanical stress. Do not hang objects on the string light. This is not a toy. Be careful if using the product near children.
- Disconnect the transformer from the power point when the product is not in use. This product must only be used together with the supplied transformer and must never be connected directly to the mains supply without a transformer.
- The product is not intended to be used as general lighting. Recycle products that have reached the end of their useful life according to local regulations.

**WARNING!**  
The string of lights may only be used if all seals are fitted correctly.

**SYMBOLS**

	Approved as per applicable directives.
	Class III.
	Recycle discarded product in accordance with local regulations.

**TECHNICAL DATA**

- Rated input voltage 230 V – 50 Hz
- Rated output voltage 3.5 VDC
- Output 21W
- No. of LEDs 50
- Protection rating IP44

**USE**



**LIGHT MODE**

There are eight different light modes. Press the switch to select the required mode.

TIMER

The timer is activated by pressing the switch for 3 seconds. The timer switches on the string for 6 hours after which it goes off for 18 hours, switches on for 6 hours and then switches off for 18 hours. Press the switch to switch off the timer function.

Documents / Resources

	<a href="#">anslut 008161 String Light</a> [pdf] Instruction Manual 008161, String Light
	<a href="#">anslut 008161 String Light</a> [pdf] Instruction Manual 008161, String Light