



anslut 003-590 Table Lamp Instruction Manual

[Home](#) » [anslut](#) » anslut 003-590 Table Lamp Instruction Manual 



003-590

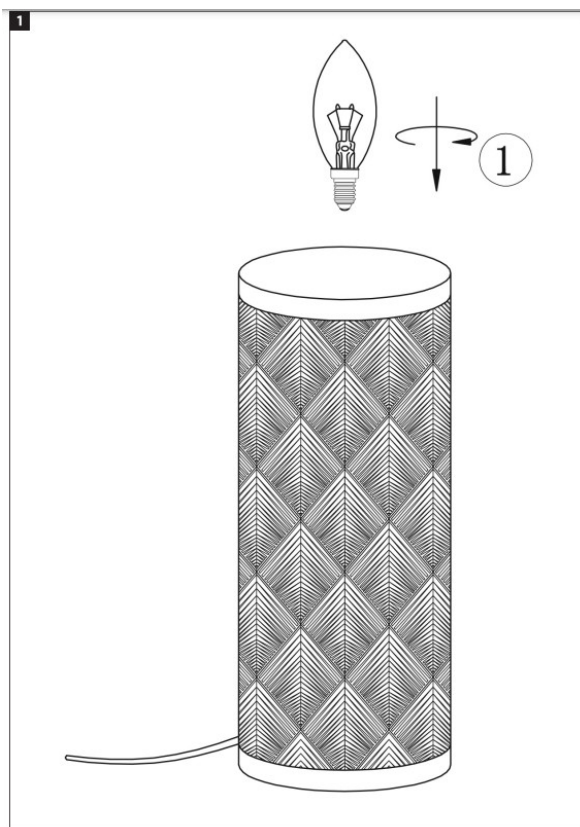


TABLE LAMP OPERATING INSTRUCTIONS



Important! Read the user instructions carefully before use. Save them for future reference. (Translation of the original instructions).

Care for the environment! Recycle discarded products in accordance with local regulations.
Jula reserves the right to make changes. For the latest version of operating instructions, see www.jula.com



Contents

- 1 SAFETY INSTRUCTIONS**
- 2 TECHNICAL DATA**
- 3 ASSEMBLY**
- 4 Documents / Resources**
- 5 Related Posts**




SAFETY INSTRUCTIONS

- Only intended for indoor use.
- Do not connect the product to the mains while it is still in the pack.
- Do not insert or remove the light source when the light fitting is connected to the main supply.
- Check that the bulb holder has a light source.
- The power cord is not replaceable, if damaged discard the complete product.
- Remove the plastic covering before use.
- Do not allow children to play with the plastic packaging. Risk of suffocation.

WARNING!

New installations and extensions to existing systems must always be carried out by an authorized electrician. If you know how (otherwise contact an electrician), you can replace switches and power points, fit plugs, extension cords, and sockets. Incorrect installation can result in fatal injury and the risk of fire.

Symbols

| | |
|---|--|
|  | Safety class II. |
|  | Approved as per applicable directives. |
|  | Recycle discarded products in accordance with local regulations. |


TECHNICAL DATA

| | |
|-------------------------------------|----------|
| Rated voltage | 230 V — |
| Output | Max 25 W |
| Safety class | II |
| Protection rating | IP20 |
| Socket | E14 |
| For light sources with energy class | A++ to E |
| Cord length | 1.8 m |


ASSEMBLY

See illustration for installation instructions. FIG. 1



 JIMA AB, BOX 363, SE-532 24 SKARA
2022-01-19
©Jula AB

Documents / Resources

| | |
|---|---|
|  | anslut 003-590 Table Lamp [pdf] Instruction Manual 003-590, Table Lamp |
|---|---|