



anrex Olivia 1S Bedside Table Instruction Manual

[Home](#) » [anrex](#) » anrex Olivia 1S Bedside Table Instruction Manual 

anrex Olivia 1S Bedside Table Instruction Manual



Contents

- [1 Instruction manual](#)
- [2 Manufacturer's warranty](#)
- [3 Tool Required](#)
- [4 Assembly Instructions](#)
- [5 Dimensions](#)
- [6 Documents / Resources](#)
- [7 Related Posts](#)

Instruction manual

It's advised to check the quality and completeness of the product in the store when buying unpacked. Assembling of the product should be done the way it's described in this manual. While the product is in service loose screw connections should be periodically tightened . If it's necessary to move items around the apartment before moving

you should release the product completely from the load (the mattress). To prevent damage to existing supports the product should be lifted before moving. Furniture should not be exposed to contact with water. Dusting the product should be done with a slightly damp soft cloth. To prevent warping of parts and discoloration of products do not install furniture in direct sunlight.

While the product is in service it's PROHIBITED TO:

- Install furniture near heating devices, close to the raw walls and in rooms with a relative humidity of more than 70%;
- heat elements of furniture to the temperature higher 40 C;
- step on the horizontal shields and windows during assembly and use of the products set;
- use chemical cleaners for cleaning furniture;

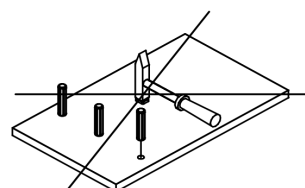
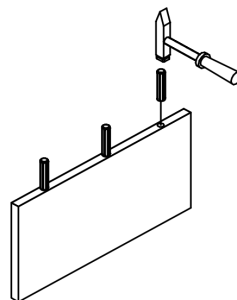

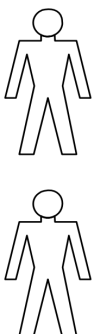
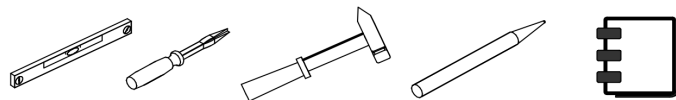
Manufacturer's warranty

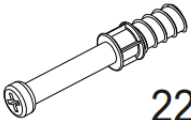
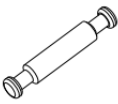

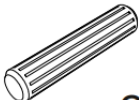

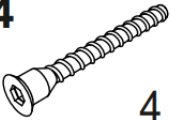


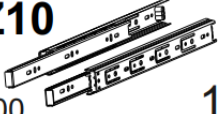
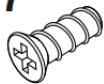


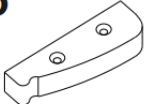


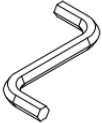


1. The warranty period of use of the product – 24 months from the date of sale. During the warranty period the manufacturer guarantees repair or replacement of products, if the user has not violated operating rules.
2. Claims should be made by the consumer directly to the trading organization, in which furniture was purchased, presenting the "Instruction manual " and a copy of the sales receipt.
3. The product Badside table 1S, which is a part of a set «OLIVIA», meets the requirements of GOST 16371-2014, TR TS 025/2012.
4. The lifetime of furniture – 5 years.
5. The manufacturer reserves the right to make changes in product design, without compromising its design and application requirements.
6. To assemble the products it's recommended to attract qualified personnel.

It is important! Keep the instruction in case of reassembly of furniture or complaint.

When making a claim use the notation from the instruction.

Tool Required

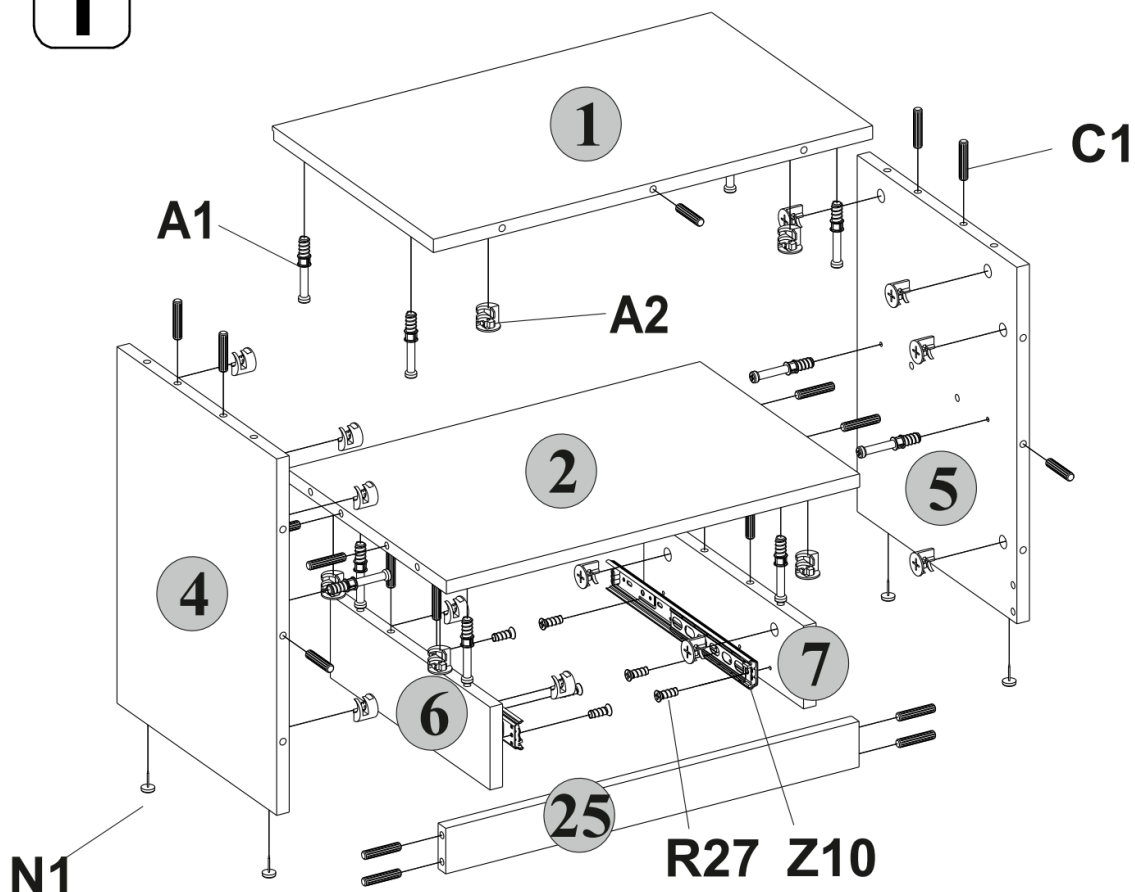


A1  22	A9  2		
A2  26	C1  8x35 27		
G  1,5x26 15	R24  7x50 4		
H19  1	M12  M4x25 2		
Z10  300 1	R27  5,0x13 10		
N1  4	R3  3x20 8		
V5  2	R5  3x30 4		
S5  4	I  1	Q  2	S8  4

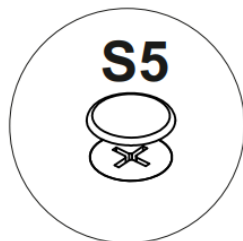
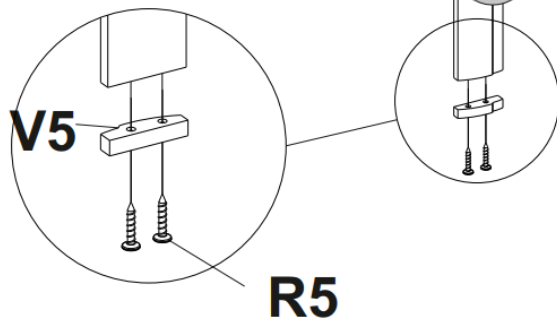
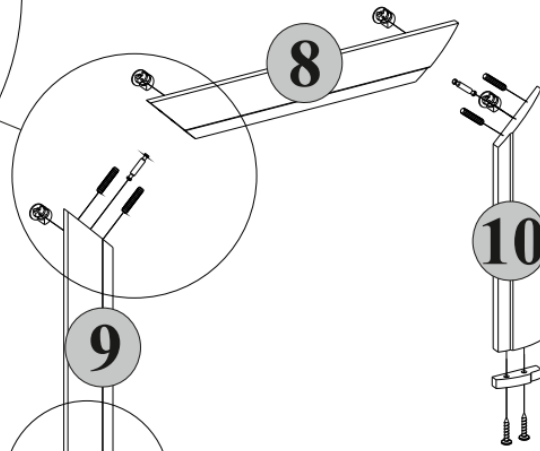
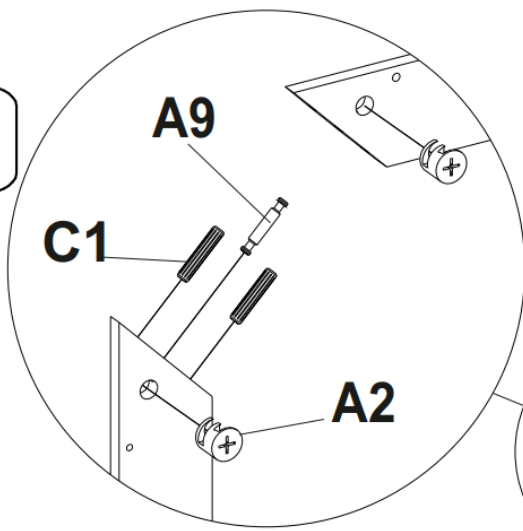
Ng all –ra	rlinwida MM.	LLImpHa MM.	Tonwma MM.	Kail -BO WT.	Of nat-ikm
1	559	338	16	1	1/1
2	526	335	16	1	1/1
4	430	335	16	1	1/1
5	430	335	16	1	1/1
6	335	100	16	1	1/1
7	335	100	16	1	1/1
8	560	80	25	1	1/1
9	432	80	25	1	1/1
10	432	80	25	1	1/1
12	552	382	2,5	1	1/1
18	355	326	2,5	1	1/1
25	526	55	16	1	1/1
30	396	175	18	1	1/1
40	320	100	18	1	1/1
41	320	100	18	1	1/1
50	321	100	18	1	1/1

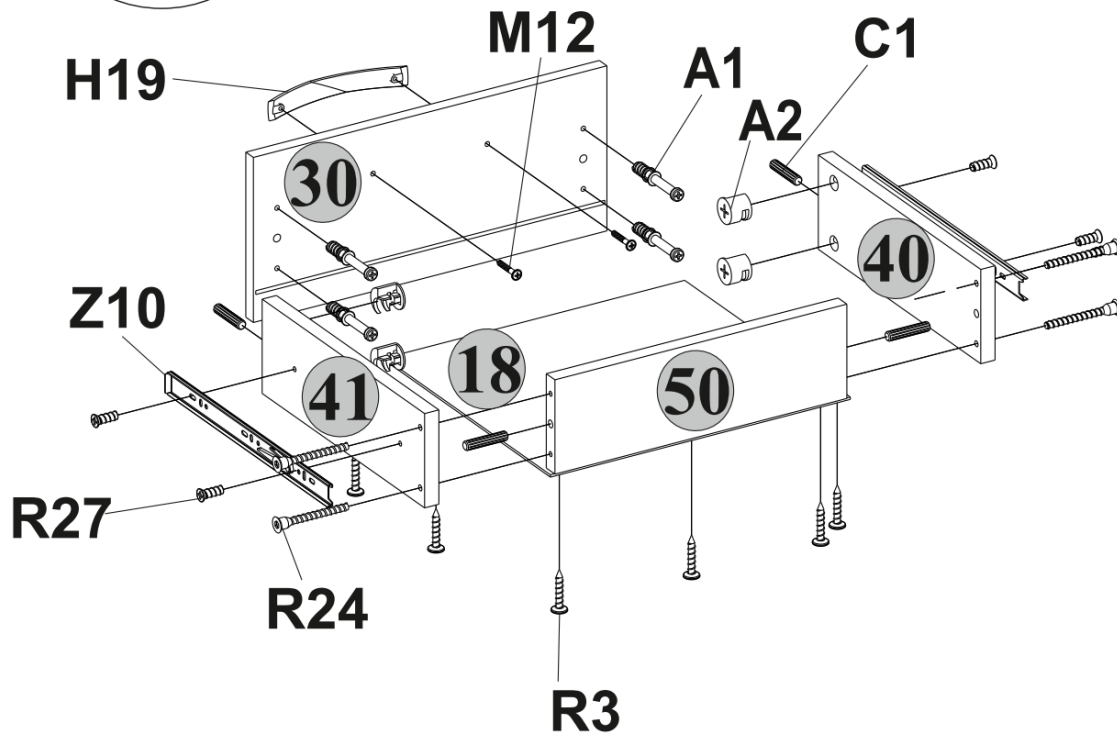
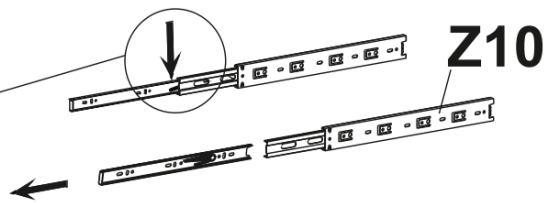
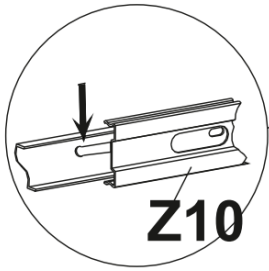
Assembly Instructions

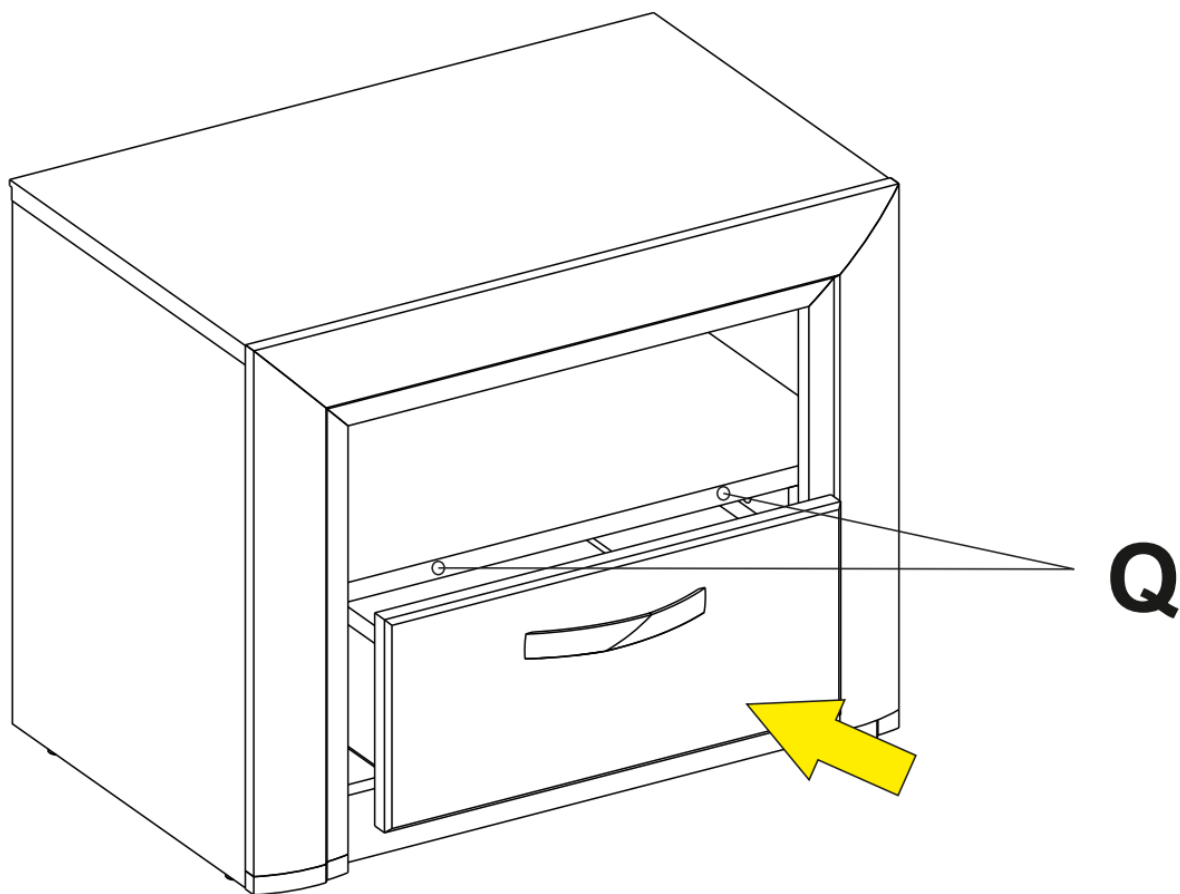
I



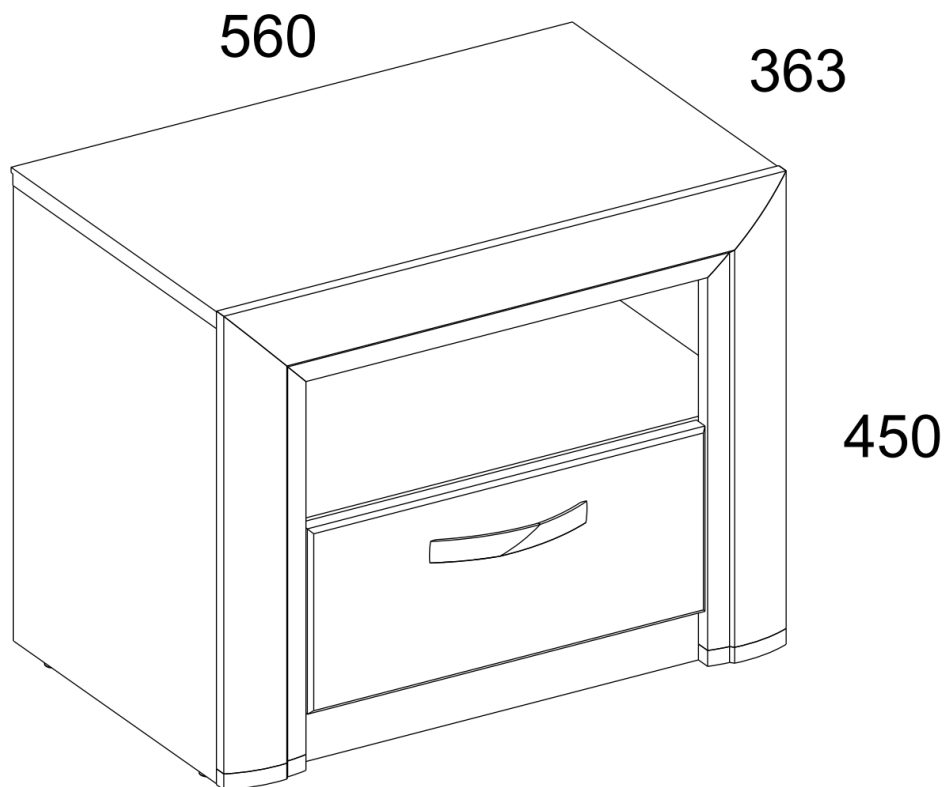
II







Dimensions



JSC "ANREX"
Republic of Belarus, 224025
Brest, st. Katin Bor, 119
tel/fax (+375162) 29-74-68

ЕАЭС № BY/112 11.01. TP025 018 03064
от 21.08.2017

Documents / Resources



[anrex Olivia 1S Bedside Table](#) [pdf] Instruction Manual
AH-021.11.00.00, Olivia 1S, Bedside Table, Olivia 1S Bedside Table, Table