



anrex Monako Comfortable and Functional Work Area Desk Instruction Manual

[Home](#) » [anrex](#) » anrex Monako Comfortable and Functional Work Area Desk Instruction Manual

anrex Monako Comfortable and Functional Work Area Desk Instruction Manual



Contents [[hide](#)]

- [1 Instruction manual.](#)
- [2 While the product is in service it's PROHIBITED TO:](#)
- [3 Manufacturer's warranty.](#)
- [4 INSTRUCTION](#)
- [5 Documents / Resources](#)
- [6 Related Posts](#)

Instruction manual.

It's advised to check the quality and completeness of the product in the store when buying unpacked. Assembling of the product should be done the way it's described in this manual. While the product is in service loose screw connections should be periodically tightened . If it's necessary to move items around the apartment before moving you should release the product completely from the load (the mattress). To prevent damage to existing supports the product should be lifted before moving. Furniture should not be exposed to contact with water. Dusting the

product should be done with a slightly damp soft cloth. To prevent warping of parts and discoloration of products do not install furniture in direct sunlight

While the product is in service it’s PROHIBITED TO:

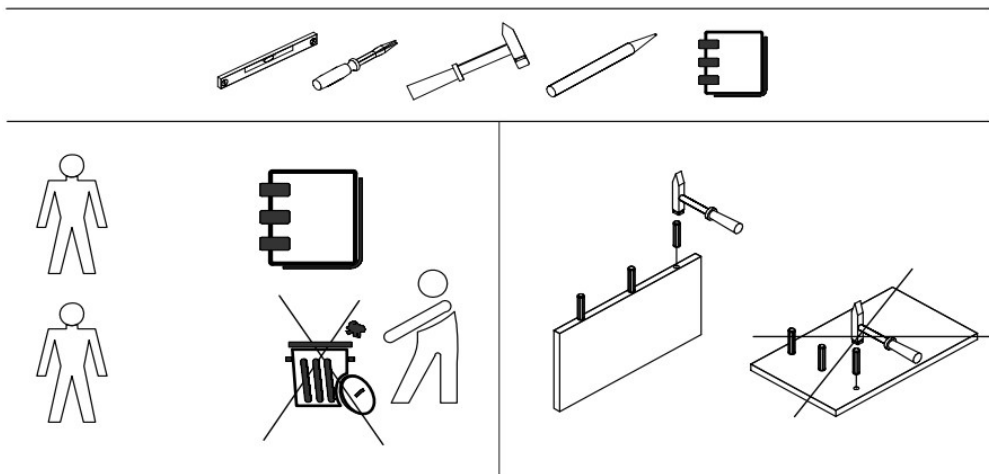
- Install furniture near heating devices, close to the raw walls and in rooms with a relative humidity of more than 70%;
- heat elements of furniture to the temperature higher 40 C;
- step on the horizontal shields and windows during assembly and use of the products set;
- use chemical cleaners for cleaning furniture;

Manufacturer’s warranty.

1. The warranty period of use of the product – 24 months from the date of sale. During the warranty period the manufacturer guarantees repair or replacement of products, if the user has not violated operating rules.
2. Claims should be made by the consumer directly to the trading organization, in which furniture was purchased, presenting the “Instruction manual ” and a copy of the sales receipt.
3. The product, Writing table, which is a part of a set «MONAKO», meets the requirements of GOST 16371-2014, TR TS 025/2012.
4. The lifetime of furniture – 5 years.
5. The manufacturer reserves the right to make changes in product design, without compromising its design and application requirements.
6. To assemble the products it’s recommended to attract qualified personnel

It is important! Keep the instruction in case of reassembly of furniture or complaint.

When making a claim use the notation from the instruction.























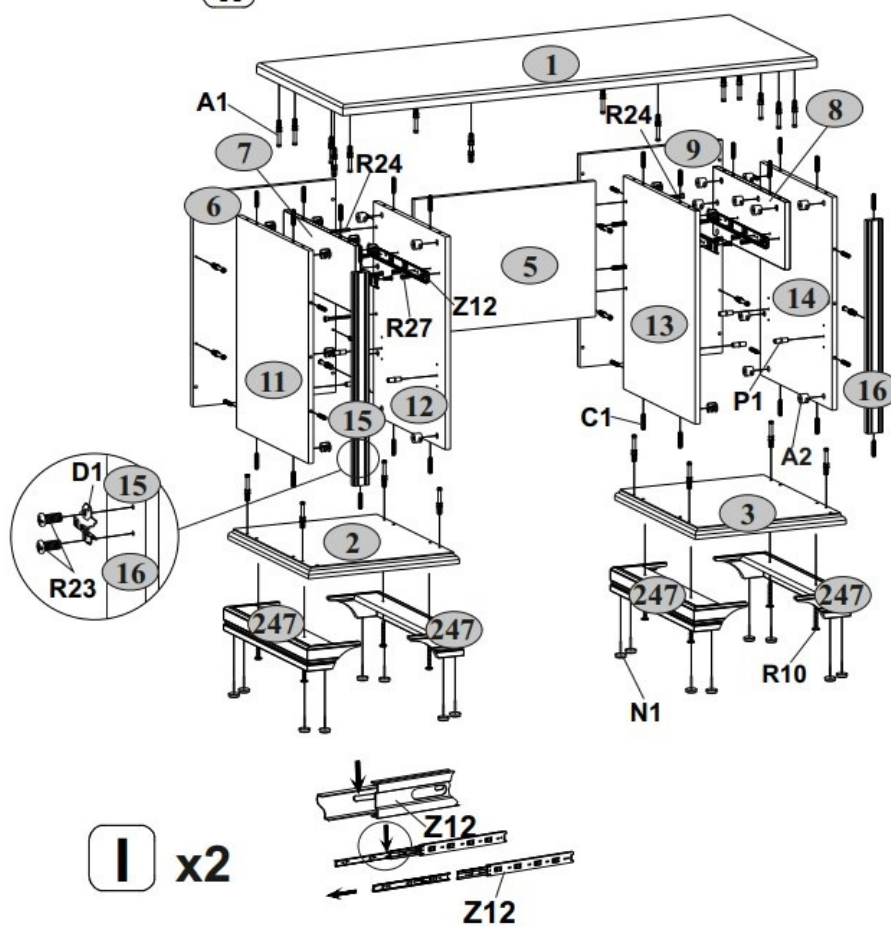
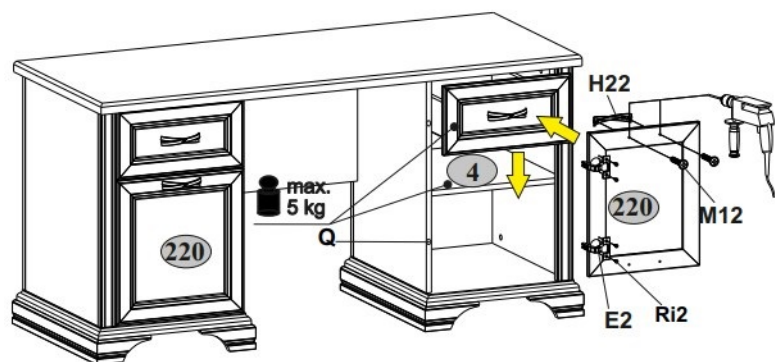
INSTRUCTION

№	ММ.	ММ.	ММ.	ЛТ.	№
---	-----	-----	-----	-----	---

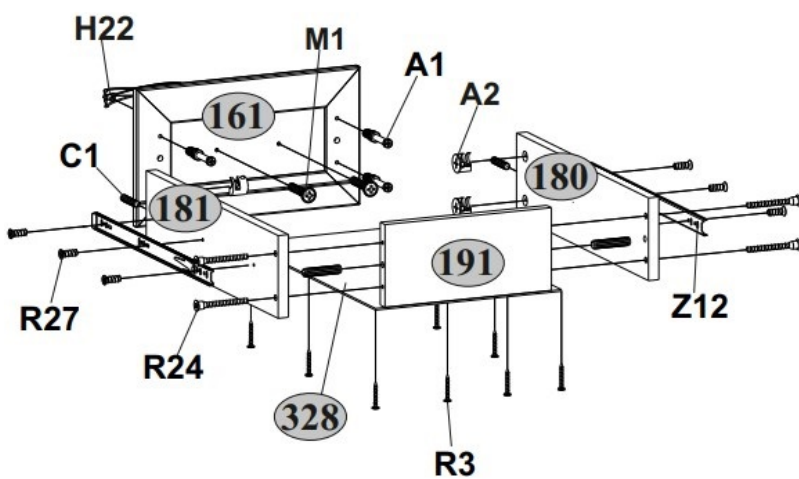
1	1500	600	32	1	3/4
2	477	561	32	1	3/4
3	477	561	32	1	3/4
4	415	480	16	2	2/4
5	574	400	26	1	2/4
6	628	451	16	1	2/4
9	628	451	16	1	2/4
7	200	500	16	1	3/4
8	200	500	16	1	3/4
11	628	500	16	1	4/4
12	628	500	16	1	4/4
13	628	500	16	1	4/4
14	628	500	16	1	4/4
15	628	50	19	1	2/4
16	628	50	19	1	2/4
161	396	200	19	2	2/4
180	450	100	16	2	3/4

181	450	100	16	2	3/4
191	310	100	16	2	3/4
220	419	396	19	2	2/4
247	170	580	70	4	1/4
328	340	455	2,5	2	2/4

A1  42	A2  42	C1  8x35 52
S5  20	N1  16	Q  6
R24  7x50 12	I  1	P1  8
E2  4	D1  4	R23  6,3x13 8
H22  4	M12  M4x25 4	M1  M4x12 4
Z12  400 2	R27  5,0x13 24	R10  4x30 8
R3  3x20 20	Ri2  3,5x16 8	



I x2





[anrex Monako Comfortable and Functional Work Area Desk](#) [pdf] Instruction Manual
Monako, Comfortable and Functional Work Area Desk, Functional Work Area Desk, Comfortabl
e Work Area Desk, Work Area Desk, Area Desk