



anrex 1V1D1SL Wardrobe with Showcase Instruction Manual

[Home](#) » [anrex](#) » anrex 1V1D1SL Wardrobe with Showcase Instruction Manual 

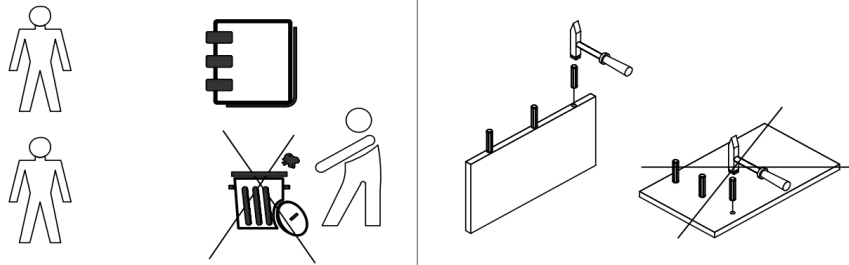
anrex 1V1D1SL Wardrobe with Showcase Instruction Manual



It's advised to check the quality and completeness of the product in the store when buying unpacked. Assembling of the product should be done the way it's described in this manual. While the product is in service loose screw

connections should be periodically tightened . If it's necessary to move items around the apartment before moving you should release the product completely from the load (the mattress). To prevent damage to existing supports the product should be lifted before moving. Furniture should not be exposed to contact with water. Dusting the product should be done with a slightly damp soft cloth. To prevent warping of parts and discoloration of products do not install furniture in direct sunlight.

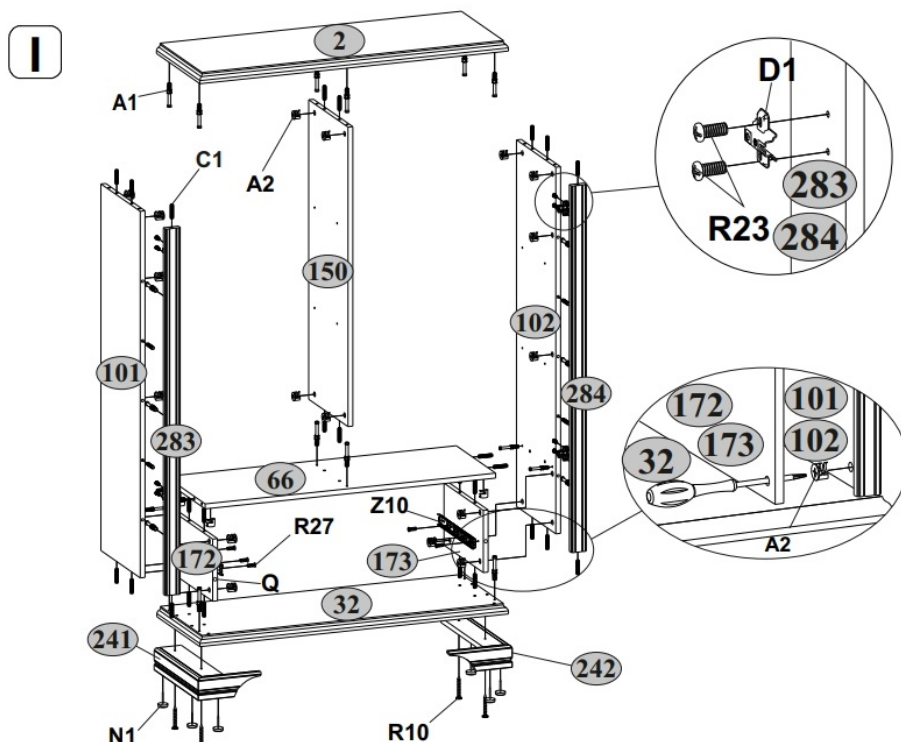
It is important! Keep the instruction in case of reassembly of furniture or complaint. When making a claim use the notation from the instruction.

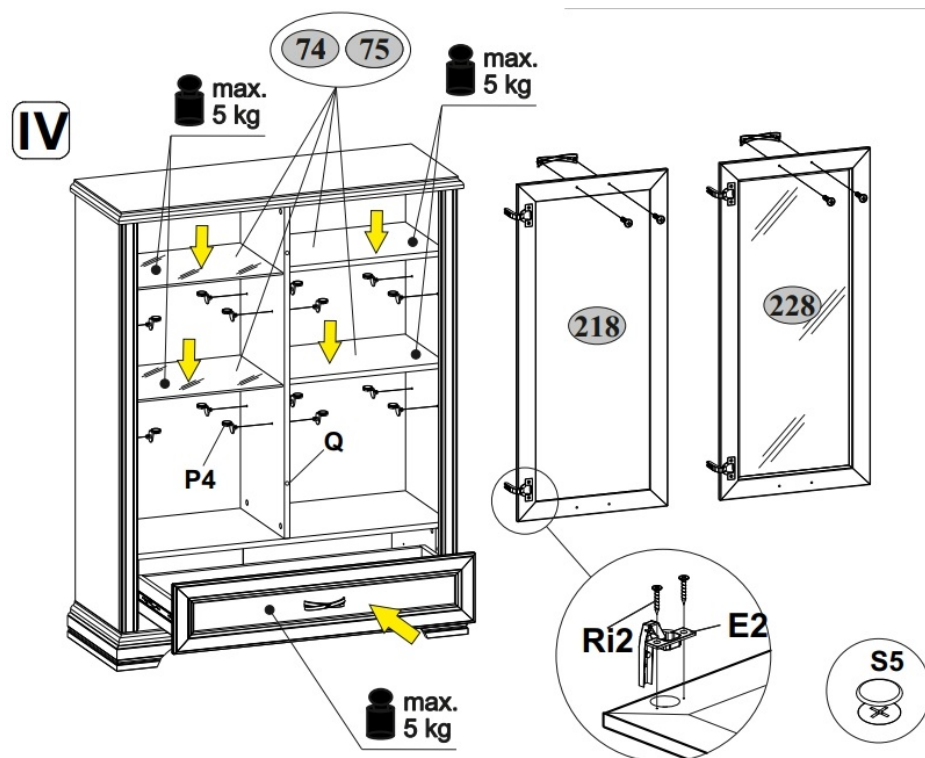
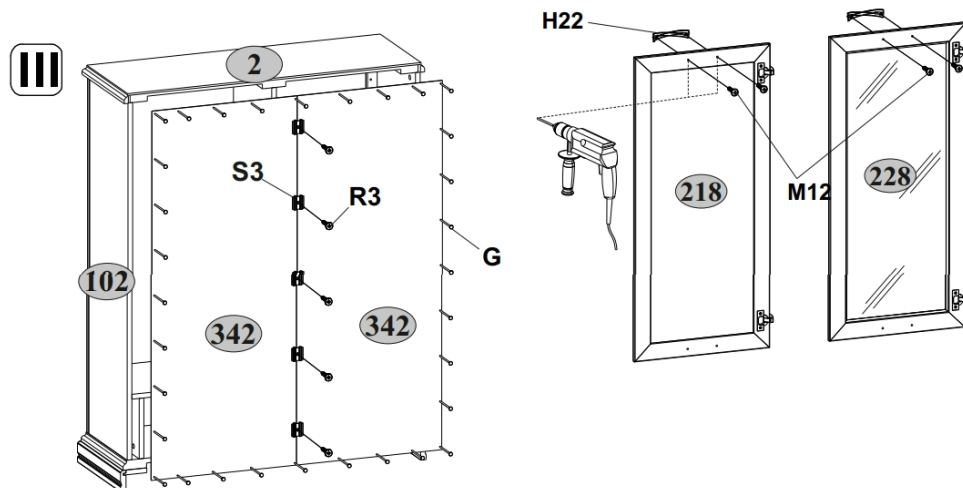
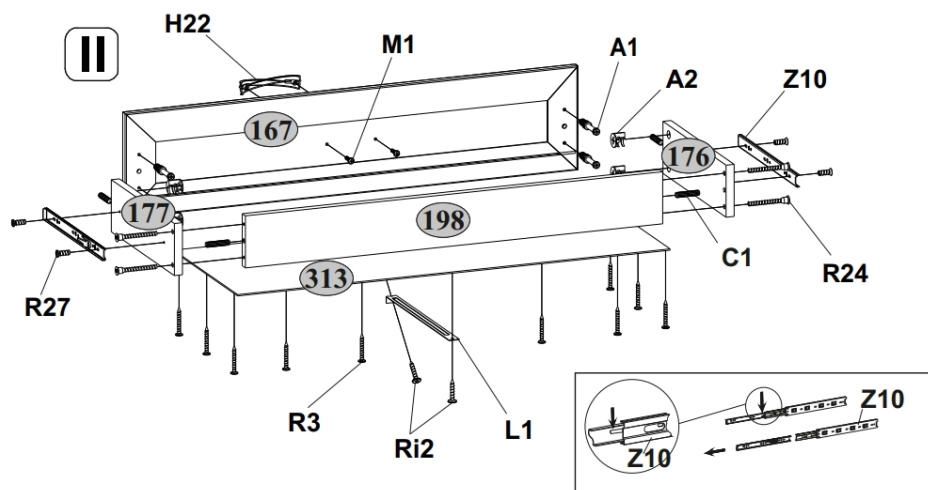






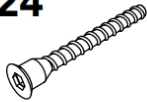

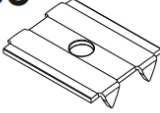

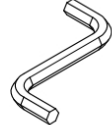

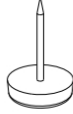

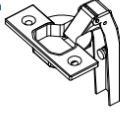
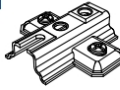






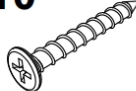


Contents

- 1 Inductions
- 2 While the product is in service it's PROHIBITED TO
- 3 Manufacturer's warranty
- 4 Support
- 5 Documents / Resources
- 6 Related Posts

Inductions





A1  26	A2  26	C1  8x35 36	H22  3
R24  7x50 4	G  1,5x26 32	S3  5	M12  M4x25 4
I  1	P4  16	N1  6	M1  M4x12 2
E2  4	D1  4	R23  6,3x13 8	L1  320 MM 1
Ri2  3,5x16 10	Z10  300 1	R27  5,0x13 10	R3  3x20 15
R10  4x30 4	S5  16	Q  4	

No	Lengthmm.	Widthmm	Thicknessmm.	Coll -in pcs.	No.packs
2	1026	370	32	1	1/6
32	1026	367	32	1	1/6
66	966	335	16	1	1/6
101	1180	335	16	1	3/6
102	1180	335	16	1	3/6
150	964	335	16	1	1/6

167	896	200	19	1	3/6
172	335	200	16	1	1/6
173	335	200	16	1	1/6
176	320	100	16	1	1/6
177	320	100	16	1	1/6
198	826	100	16	1	1/6
241	376	210	70	1	2/6
242	376	210	70	1	2/6
283	1180	50	19	1	3/6
284	1180	50	19	1	3/6
313	856	325	2,5	1	1/6
342	1220	496	2,5	2	6/6

Cabinet-showcase 1V1D1SL

74	473	325	6	2	5/6
75	473	310	16	2	4/6
218	970	446	19	1	4/6
228	970	446	19	1	4/6

Cupboard 2D1SL

75	473	310	16	4	4/5
218	970	446	19	2	4/5

Cabinet-showcase 2V1SL

74	473	325	6	4	5/6
228	970	446	19	2	4/6

While the product is in service it's PROHIBITED TO

- Install furniture near heating devices, close to the raw walls and in rooms with a relative humidity of more than 70%;
- heat elements of furniture to the temperature higher 40 C;
- step on the horizontal shields and windows during assembly and use of the products set;
- use chemical cleaners for cleaning furniture;


Manufacturer's warranty

1. The warranty period of use of the product – 24 months from the date of sale. During the warranty period the manufacturer guarantees repair or replacement of products, if the user has not violated operating rules.
2. Claims should be made by the consumer directly to the trading organization, in which furniture was purchased, presenting the "Instruction manual " and a copy of the sales receipt.
3. The products, **Cabinet-showcase 1V1D1SL**, **Cupboard 2D1SL**, **Cabinetshowcase 2V1SL**, which are a part of a set «MONAKO», meets the requirements of GOST 16371-2014, TR TS 025/2012.
4. The lifetime of furniture – 5 years.
5. The manufacturer reserves the right to make changes in product design, without compromising its design and application requirements.

Support

Республика Беларусь, 224025
г.Брест, ул. Катин Бор, 119
тел/факс (+375162) 29-74-68

Documents / Resources



[anrex 1V1D1SL Wardrobe with Showcase](#) [pdf] Instruction Manual
1V1D1SL, Wardrobe with Showcase, 1V1D1SL Wardrobe with Showcase