



ANOLiS ArcSource Submersible II User Manual

[Home](#) » [ANOLiS](#) » ANOLiS ArcSource Submersible II User Manual 

Contents

- [1 ANOLiS ArcSource Submersible II](#)
- [2 Introduction](#)
- [3 Safety information](#)
- [4 Technical specifications](#)
- [5 DIMENSIONS](#)
- [6 Documents / Resources](#)
- [7 Related Posts](#)

Anolis[®]

ANOLiS ArcSource Submersible II



Introduction

The ArcSource Submersible II has a housing crafted from the highest quality marine grade bronze meaning its is capable to withstand the very harshest environmental conditions. The ArcSource Submersible II can easily operate constantly submersed up to 10 m and offers more than 10 different beam options for positioning freedom.

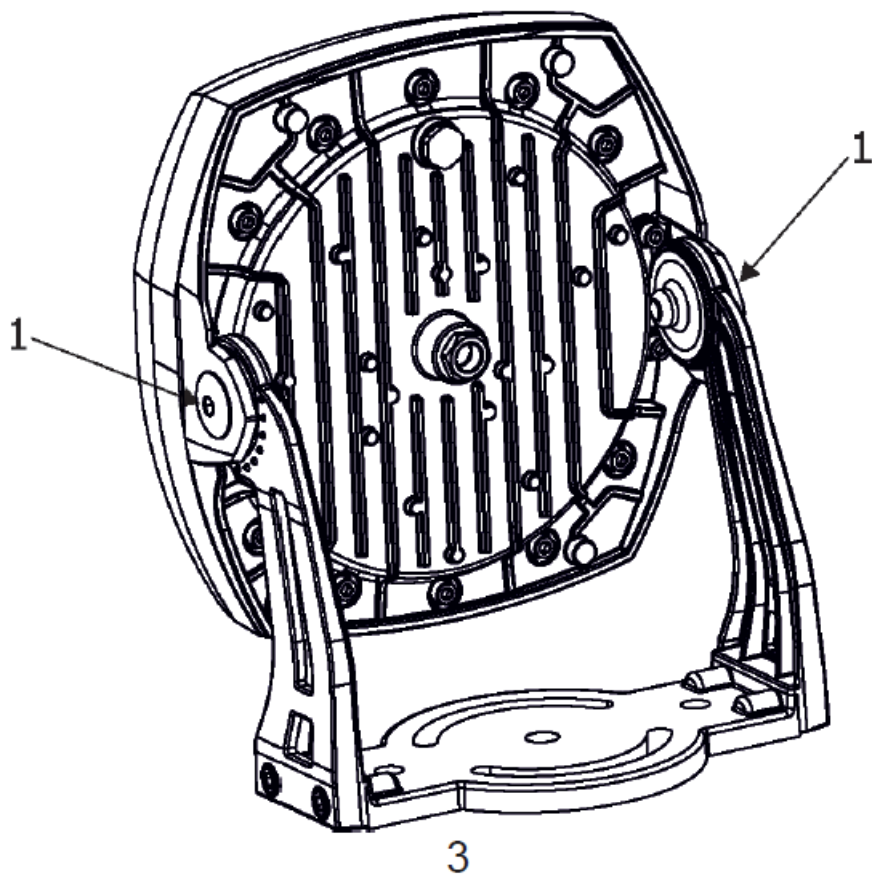
Safety information

The unit must be installed by a qualified electrician in accordance with all national and local electrical and construction codes and regulations. The persons who are in charge of installation should have the required qualification for this type of work

Avoid using the unit in locations subject to possible impacts. The unit is intended only for permanent underwater installation up to depth of 10 m. The relevant provisions of UL 676 Underwater Luminaires and Submersible Junction Boxes must be observed for installation. Potential air bubbles streaming from either the screw heads or the seam between the body and the LED face after immersing the fixture into water does not influence function of the fixture and does not subject to complaint. Do not let the unit in frozen water. All service works have to be done in a dry environment (e.g. in a workshop). Avoid looking directly into the LED light beam at close range. Immunity of the equipment is designed for electromagnetic environments E1, E2, E3 according to the standard EN55103-2 ed.2 Electromagnetic compatibility. Product family standard for audio, video, audiovisual and entertainment lighting control apparatus for professional use. Part 2: Immunity. The product (covers and cables) must not be exposed to a high frequency electromagnetic field higher than 3V/m. The installation company should check levels of possible interferences above the tested levels E1,E2,E3 given by this standard (e.g. transmitters in surrounding area) before installing the equipment. Emission of the equipment complies with the standard EN55032 Electromagnetic compatibility of multimedia equipment – Emission Requirements according to class B.

Mounting

The ArcSource Submersible II can be arranged in any position orientation. The LED module body is mounted on a bronze bracket for tilt adjustment . Use the Allen key no.6 to adjust desired tilt position of the LED module by means of two tilt locks (1). For fastening the ArcSource Submersible II to the flat surface use either three holes or two semicircle slots which allows fine adjusting the fixture in a pan direction.



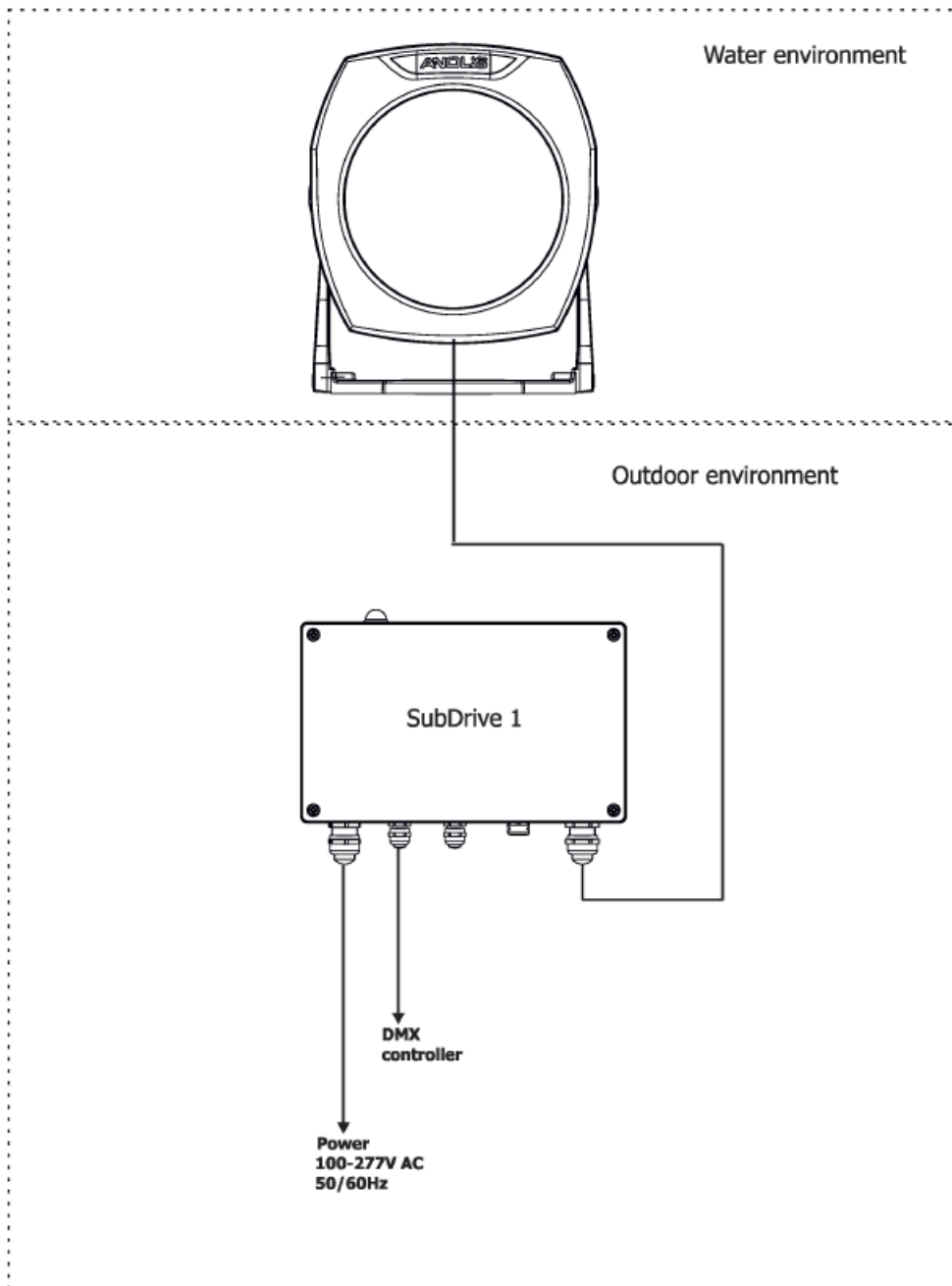
Wiring of the ArcSource Submersible

Wire	Red wire	Blue wire	Orange wire
Function	+24V	Ground	Communication

ArcSource Submersible II connection with a control unit

- Maximum cable length between the ArcSource Submersible II and the SubDrive 1
- (Subdrive 4) depends on the operating mode:
- Minimum mode: 100 m
- Medium mode: 50 m
- Maximum mode: 25 m

Example of connection



Technical specifications

ELECTRICAL

Input voltage :24 V DC Typical Power Consumption: 35 W (@ 350 mA), 70 W (@ 700 mA), 100 W (@ 1000 mA)
Max. Input Current: 1000 mA (max. per channel)

OPTICAL

- Light Source: 6 x 15 W Multichip LED
- Colour Variants: RGBW (W – 6500 K), RGBA, PW (W – 3000 K)
- Beam Angle:
- Symmetrical: 7°, 13°, 20°, 30°, 40°, 60°, 90°
- Bi-symmetrical: 7° x 30°, 30° x 7°, 7° x 60°, 60° x 7°, 35° x 70°, 70° x 35°, 10° x 90°, 90° x 10°
- Projected Lumen Maintenance: L90B10 >90.000 hrs, Ta = 25°C / 77°F

CONTROL

Compatible drivers: SubDrive 1, SubDrive 4

PHYSICAL

- Weight: 7.42 kg / 16.36 lbs
- Housing: Marine Bronze, Tempered Glass
- Connection: Cable Submersible PBS-USE 3×1.5 mm² (CE), Cable Submersible L0390 (US)
- Mounting Method: Yoke, Floor Stand (optional)
- Adjustability: +35° / -90°
- Protection factor: IP68 10m rating (CE), maximum depth of 10 m (US)
- IK Rating: IK10
- Cooling System: Convection
- Operating Ambient Temperature: +1 °C / +45 °C (34 °F / +113 °F)
- Operating Temperature: +55 °C @ Ambient +45 °C (+131 °F @ Ambient +113 °F)

OPTIONAL ACCESSORIES

- SubDrive 1
- SubDrive 4
- Floor Stand ArcSource 24 MC Submersible 5mm (P/N10980315)

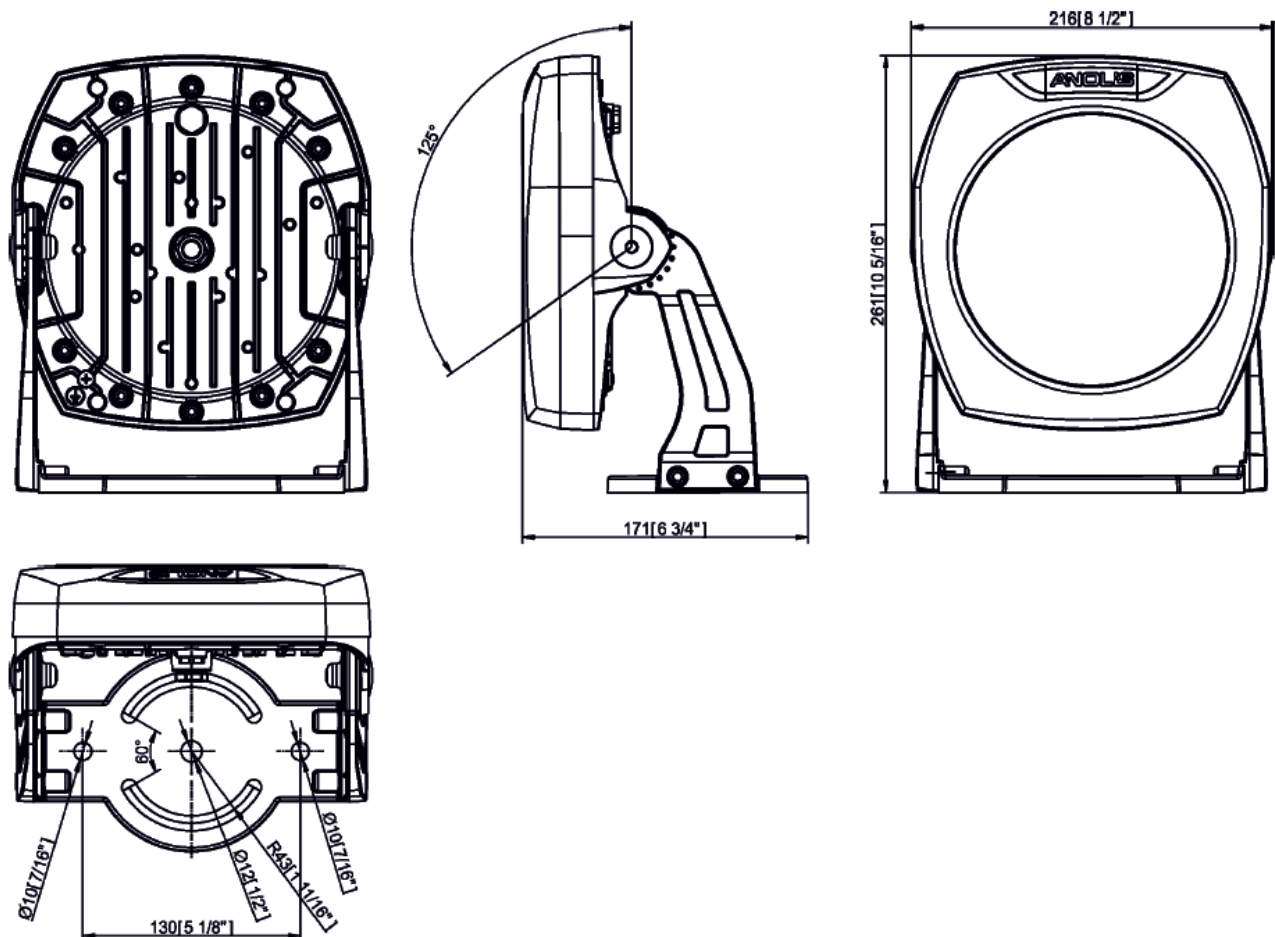
INCLUDED ITEMS

- ArcSource Submersible II
- User manual

DIMENSIONS

mm [inch]

ArcSource Submersible II




Cleaning and maintenance

Disconnect from the mains before starting any maintenance work Maintenance and service operations are only to be carried out by a qualified person. Should you need any spare parts, please use genuine parts.

October 31, 2022 Copyright © 2021-2022 Robe Lighting – All rights reserved All Specifications subject to change without notice Made in CZECH REPUBLIC by ROBE LIGHTING s.r.o. Palackeho 416/20 CZ 75701 Valasske Mezirici

Documents / Resources

	<p>ANOLiS ArcSource Submersible II [pdf] User Manual ArcSource Submersible II, ArcSource, ArcSource II, Submersible II</p>
---	--