



ANLY ET7-1 Twin Output Weekly Programmable Timer User Manual

[Home](#) » [ANLY](#) » ANLY ET7-1 Twin Output Weekly Programmable Timer User Manual 

Contents

- [1 ANLY ET7-1 Twin Output Weekly Programmable Timer User Manual](#)
- [2 RESTRICTIONS ON USE](#)
- [3 BUTTON, SWITCH and LCD FUNCTIONS](#)
- [4 DIMENSION\(mm\)](#)
- [5 Read More About This Manual & Download PDF:](#)
- [6 Documents / Resources](#)
 - [6.1 References](#)
- [7 Related Posts](#)

ANLY ET7-1 Twin Output Weekly Programmable Timer User Manual



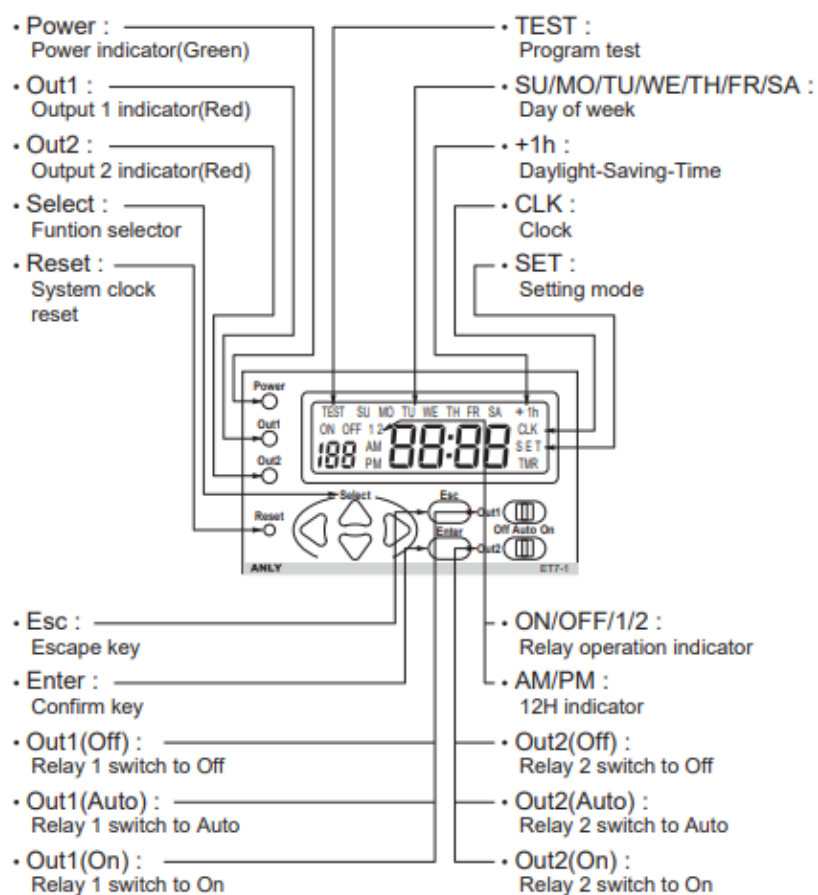
RESTRICTIONS ON USE

When using this product in applications that require particular safety or when using this product in important facilities, please pay attention to the safety of the overall system and equipment. Install fail-safe mechanisms perform redundancy checks and periodic inspections and adopt other appropriate safety measures when it is necessary. This product is rated at Class II

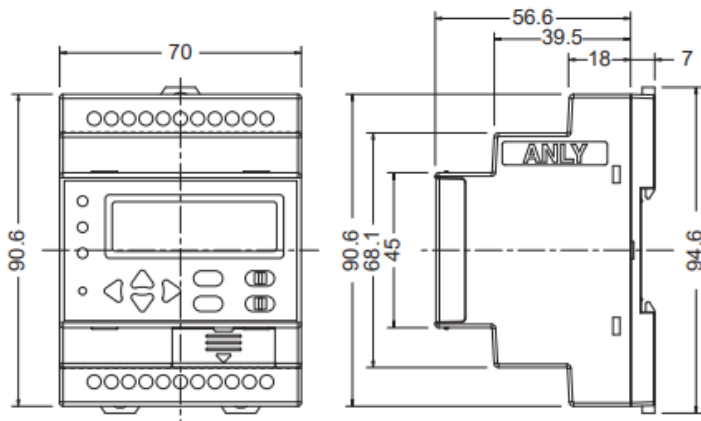
SPECIFICATIONS	
Operating voltage	AC/DC : 100 – 240V
Allowable operating voltage range	85 ~ 110% of rated operating voltage
Rated frequency	50 / 60 Hz
Contact rating	240VAC 7A(N.O.), 240VAC 5A(N.C.) Resistive load
Status Indicator	POWER – Green, Out1/Out2 – Green
Power consumption	Approx. 5.6VA (at 220VAC)
Life	Mechanical : 5,000,000 times / Electrical : 100,000 times

Ambient temperature	-10 ~ +50°C (without condensation & freezing)
Ambient humidity	MAX 85% RH (without condensation)
Altitude	MAX 2000m
Weight	Approx. 200g


BUTTON, SWITCH and LCD FUNCTIONS



DIMENSION(mm)



SAFE TY PR ECAU TION	This manual uses the following symbols to ensure safe operation of this timer.	WARNING	CAUTION
<p>WARNING Warnings are indicated when mishandling this controller might result in death or serious injury to user.</p> <p>CAUTION Cautions are indicated when mishandling this controller might result in minor injury to the user, or only physical damage to the timer.</p>		<p>Note this incorrect wiring of this controller can damage it and lead to other hazards. Make sure the controller has been correctly wired before turning the power ON.</p> <p>Before wiring, or removing / mounting the controller, be sure to turn the power OFF. Failure to do so might cause electric shock.</p> <p>Do not touch electrically charged parts such as the power terminals. Doing so might cause electric shock.</p> <p>Do not disassemble the controller. Doing so might cause electric shock or faulty operation.</p>	<p>Use the controller within the operating ranges recommended in the specification (temperature, humidity, voltage, shock, mounting direction, atmosphere and etc.). Failure to do so might cause fire or faulty operation.</p> <p>Firmly tighten the terminal screws. Insufficient tightening of terminal screws might cause electric shock or fire.</p> <p>Press reset before use after turning the battery on or replace the battery.</p>



[ANLY ET7-1 Twin Output Weekly Programmable Timer](#) [pdf] User Manual

ET7-1 Twin Output Weekly Programmable Timer, ET7-1, Twin Output Weekly Programmable Timer, Output Weekly Programmable Timer, Weekly Programmable Timer, Programmable Timer, Timer

References

-  anly.com.tw

Manuals+