



[Home](#) » [Anko](#) » **anko CR-SPKPD Bluetooth Portable Pro Home Speaker Instruction Manual** 

Contents [[hide](#)]

- [1 Anko CR-SPKPD Bluetooth Portable Pro Home Speaker](#)
- [2 PRIMARY MANUAL SPECIFICATIONS](#)
- [3 Safety instructions](#)
- [4 Function overview](#)
- [5 How to use this product](#)
- [6 Specifications](#)
- [7 12-Month Warranty](#)
- [8 Documents / Resources](#)
 - [8.1 References](#)



Anko CR-SPKPD Bluetooth Portable Pro Home Speaker



PRIMARY MANUAL SPECIFICATIONS

- **TYPE:** Manual


Paper

- **PAPER:** Bright White
- **WEIGHT:** 80 gsm

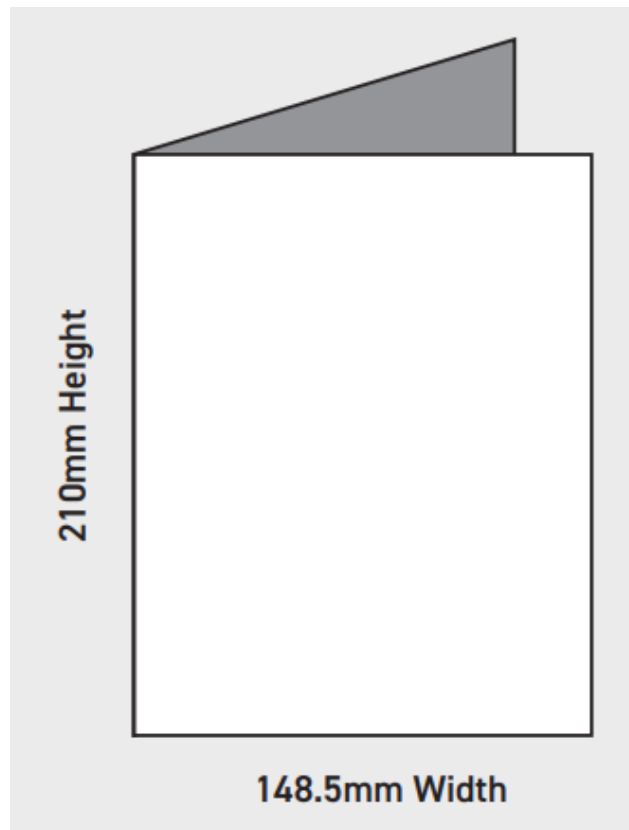
PRINTER INKS & FINISH

- **INK COLOUR:** Black Ink Only
- **INK:** Standard
- **FOLDING SIZE:** 148.5 x 210mm
- **FOLD TYPE:** Bio/Half Fold

- **SIDES:** Double-sided



TOTAL PAGES



The Crest Company 2025. All rights reserved.

SPECIAL INSTRUCTIONS

Please use 80 gsm Bright White Paper.

DO NOT PRINT

Dieline, Folds, Information

DESIGN CHANGE LOG

- v2: New address applied and individual pages separated.
- v3: Product name updated on front cover page.

! ARTWORK SHOULD NOT BE AMENDED WITHOUT PRIOR AGREEMENT FROM CREST.

ALL ARTWORK MUST BE APPROVED BY CREST BEFORE MASS PRODUCTION.

FOR QUERIES REGARDING THIS ARTWORK, PLEASE CONTACT:

EMAIL: design@crest.com.au

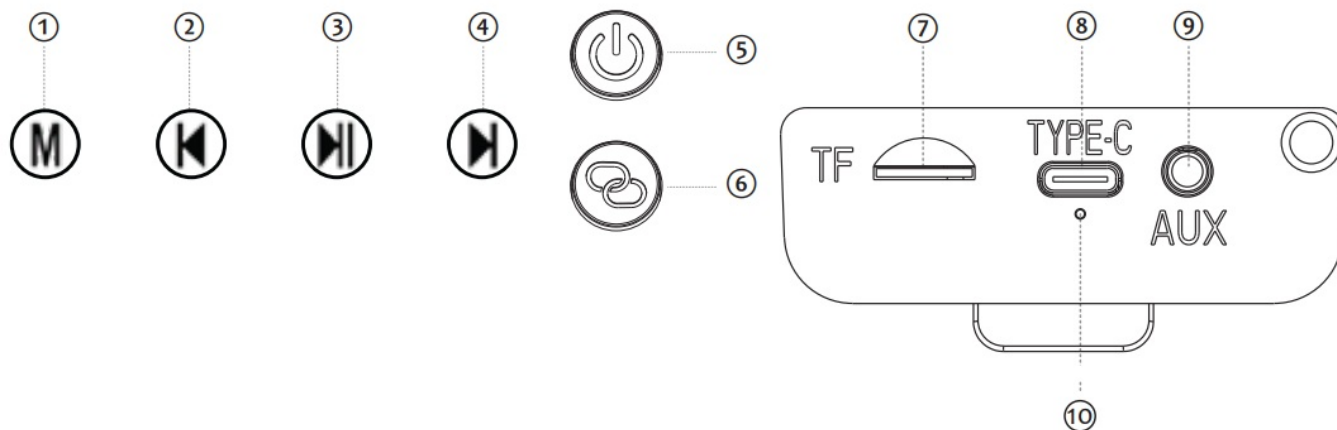
Please read the user manual carefully before use. Includes

- Bluetooth® speaker
- USB-C charging cable, audio cable (3.5mm AUX cable)
- user manual

Safety instructions

1. Do not disassemble this product.
2. The speaker must not be exposed to dripping or splashing and objects filled with liquids.
3. Do not expose the speaker to water while charging. It may result in permanent damage to the speaker or power source.
4. Keep the speaker away from direct sunlight, fire flames or other heat sources and high-voltage equipment.
5. Working temperature: -10°C – 40°C.
6. To prolong battery lifespan, fully charge at least once every 3 months. Battery life will vary due to usage patterns and environmental conditions.
7. Disposal of this speaker and the battery should be by local government requirements.
8. The battery cannot be subjected to extremely high or low temperatures, low air pressure at high altitude during use, storage or transportation.
9. Replacement of a battery with an incorrect type can result in an explosion or leakage of flammable liquid or gas.
10. Disposal of a battery into a fire or a hot oven, or mechanically crushing or cutting a battery, can result in an explosion.
11. Leaving a battery in an extremely high temperature environment can result in an explosion or the leakage of flammable liquid or gas.
12. A battery subjected to extremely low air pressure may result in an explosion or the leakage of flammable liquid or gas.









Function overview




1. Mode button
2. Previous track/Volume down
3. Play/Pause
4. Next track/Volume up
5. Power ON/OFF
6. TWS Pairing
7. TF Card slot
8. USB-C Charging port
9. AUX-IN Port
10. Charging Indicator

How to use this product

Function operation

- Power ON/OFF: Press and hold the  button
- Play: Press the  button
- Pause: Press the  button
- Next song: Press the  button
- Previous song: Press  button
- Volume up: Press and hold  the button
- Volume down: Press and hold the  button
- TWS Pairing ON/OFF: Press the  button
- Mode switch: Press the M button to switch between Bluetooth®/TF/AUX mode

Bluetooth® pairing

- Press and hold the power button ⑤  until you hear the prompt sound, indicating it is ready to pair with a Bluetooth® device.
- In the Bluetooth® menu on the media device, search for “anko43523696” and connect.
- You will hear a prompt sound once the speaker is connected successfully.



TF Card mode

Insert the TF card (not included, up to 32 GB) into the ⑦ TF card slot. It will play an audio track automatically. Music files [supported: mp3/wav/wma](#).

AUX Function

Press the M button to switch to AUX-IN mode. Use a 3.5mm audio cable (included) to connect your device to the ⑨ AUX-IN port. Choose the music from your media device and play. The Bluetooth® connection will be disconnected.

TWS Pairing

TWS pairing will not work if either speaker is already connected to a Bluetooth® device. Please disconnect all speakers first before TWS pairing. Switch on two speakers, press the ⑥  button on either of the speakers for TWS pairing. You will hear a sound prompt once paired successfully. After a successful TWS pairing connection, you can search for the Bluetooth® pairing name “anko43523696” and connect. Press the ⑥  button of either speaker to disconnect TWS pairing.

Charging

This speaker is powered by a rechargeable battery. Please use the provided USB-C charging cable for charging. Plug the USB-C cable end into the unit, and the other USB-A end into a wall charger or other 5V/3A charging device. Charging indicator light changes to red when charging, and it will be off when fully charged.

Specifications

- K: 43-523-696 | T: 70-775-242
- Model n.: CR-SPKPD

- Input voltage: 5V=3A
- Speaker power output: 20W + 2 x 5W
- Bluetooth® version: 5.4
- Working distance: 10m in an open area
- Battery: 7.4V/4000mAh, 29.6Wh
- Charging time: Approx. 4-5 Hours
- IPX5 Splashproof
- Charging by USB-C cable (cable included)

12-Month Warranty

Thank you for your purchase.

Your new product is warranted to be free from defects in materials and workmanship for the period stated above from the date of purchase, provided that the product is used accompanying the recommendations for instructions where provided. This warranty is in addition to your rights under the Australian Consumer Law. For New Zealand customers, this warranty is in addition to statutory rights observed under New Zealand legislation.

We will provide you with your choice of a refund, repair (where possible) or exchange (availability dependent) for This product is covered if it becomes defective within the warranty period. The business will bear the reasonable expenses of claiming the warranty. This warranty will no longer apply where the defect is a result of alteration, accident, misuse, abuse or neglect.

Please retain your receipt as proof of purchase and contact our Customer Service Centre as listed below, for the entity you purchased this product from, difficulties with your product. Warranty claims and claims for expenses incurred in returning this product can be addressed to the respective Customer Services Centre.

Our goods come with guarantees that cannot be excluded under the Australian Consumer Law. You are entitled to a replacement or refund for a major failure and compensation for any other reasonably foreseeable loss or damage. You are entitled to have the goods repaired or replaced if the goods fail to be of acceptable quality and the failure does not amount to a major failure.



R-NZ The Bluetooth® word mark and logos are registered trademarks owned by Bluetooth® SIG, Inc., and any use of such marks by KMART AUSTRALIA is under license.

WARNING


- Do not dispose of the unit in fire or water.
- Never attempt to disassemble and reassemble.
- Waste electrical products should not be disposed of with household waste; please recycle where facilities exist.
- Check with your local authority for recycling advice.
- Keep your device and all accessories out of the reach of children and animals.
- Small parts may cause choking or serious injury if swallowed.
- Avoid exposing your device to very cold or very hot temperatures (below 0°C or above 40°C).
- Extreme temperatures can cause deformation of the device and reduce the charging capacity and life of your device.
- Do not allow your device to get wet- liquids can cause serious damage.
- Do not handle your device with wet hands.

MADE IN CHINA

CUSTOMER SERVICE

- KMART AU: 1800 124 125
- KMART NZ: 0800 945 995
- TARGET AU: 1300 753 567

Documents / Resources

	<p>anko CR-SPKPD Bluetooth Portable Pro Home Speaker [pdf] Instruction Manual</p> <p>43523696, CR-SPKPD Bluetooth Portable Pro Home Speaker, CR-SPKPD, Bluetooth Portable Pro Home Speaker, Portable Pro Home Speaker, Pro Home Speaker, Home Speaker, Speaker</p>
---	--

References

- [User Manual](#)

📁 Anko

🔍 43523696, Anko, Bluetooth Portable Pro Home Speaker, CR-SPKPD, CR-SPKPD Bluetooth Portable Pro Home Speaker, Home Speaker, Portable Pro Home Speaker, Pro Home Speaker, speaker

Leave a comment

Your email address will not be published. Required fields are marked *

Comment *

Name

Email

Website

☐ Save my name, email, and website in this browser for the next time I comment.

[Post Comment](#)

Search:

[Search](#)

[Manuals+](#) | [Upload](#) | [Deep Search](#) | [Privacy Policy](#) | [@manuals.plus](#) | [YouTube](#)

This website is an independent publication and is neither affiliated with nor endorsed by any of the trademark owners. The "Bluetooth®" word mark and logos are registered trademarks owned by Bluetooth SIG, Inc. The "Wi-Fi®" word mark and logos are registered trademarks owned by the Wi-Fi Alliance. Any use of these marks on this website does not imply any affiliation with or endorsement.