





ANKO 860 Paint Your Own Dinosaur 2 Pack Instructions

[Home](#) » [Anko](#) » ANKO 860 Paint Your Own Dinosaur 2 Pack Instructions 



Customer Name: Kmart Australia	Box Size: W14.85 x H21cm
Brand Name: ANKO	Box Type: IM
Country: Version: 2021	Color: K
Item No: 860	Pantone:
Date: 14Sep21 (Renew Warning)	Designer: Jackson

 **Paint Your Own
Dinosaur 2 Pack**


Contents

- [1 Instructions](#)
- [2 Documents / Resources](#)
- [3 Related Posts](#)

Instructions



Clean the dinosaurs with a cloth.
Once clean, paint them with the provided brush and paint.



After you have finished painting, please allow the dinosaurs to dry for 24 hours.

NOTE:

Mixing white and other colors will make lighter colors.

ATTENTION: ALL ART MATERIALS LIKE PAINT, MAY CAUSE STAINS. ALWAYS PROTECT CLOTHES, CARPET, WORK SURFACE, FURNITURE AND OTHER

OBJECTS. ALWAYS USE A PROTECTIVE COVER TO PREVENT STAINS.

CAUTION: RINSE EYES IMMEDIATELY IF THE PAINT COMES INTO CONTACT WITH THEM. IF IRRITATION PERSISTS, SEEK MEDICAL ATTENTION.

CAUTION: ADULT SUPERVISION IS RECOMMENDED.

THE PRODUCT MAY VARY FROM THE IMAGE SHOWN.

PLEASE KEEP THE PACKAGING FOR FUTURE REFERENCE.



WARNING:

CHOKING HAZARD-Small parts.
not for children under 3 years.


PREPARATION:

1. Wear a protective apron or art smock at all times.
2. Refer to the packaging box as inspiration when painting, or create your own design.
3. Always use a newspaper or a protective cover on your work area before you start painting.
4. Ensure the paint lids are closed after use.
5. Thoroughly wash the paintbrush with water after each use and before dipping it into another paint tub.

TIPS:

1. Add a few drops of water to the paint pots if they look too dry or lumpy.
2. Mix different paints together to create new colors.
3. If you make a mistake when you are painting, just wipe the paint off with a damp tissue or paper towel. Please
Note: The paint cannot be washed or wiped off easily once it has dried.
4. Allow the dinosaurs to dry completely (min 24 hours) before use.

Documents / Resources

	<p>ANKO 860 Paint Your Own Dinosaur 2 Pack [pdf] Instructions 860, Paint Your Own Dinosaur 2 Pack</p>
-----------------------------------------------------------------------------------	---------------------------------------------------------------------------------------------------------------------------