



anko 43297771 Animated Mist Cauldron Instruction Manual

[Home](#) » [Anko](#) » anko 43297771 Animated Mist Cauldron Instruction Manual 

Contents

- 1 anko 43297771 Animated Mist Cauldron
- 2 Product Information
- 3 43297771 Animated Mist Cauldron
- 4 IMPORTANT SAFETY INSTRUCTIONS
- 5 Instructions
- 6 Cleaning and maintenance
- 7 12 MONTH WARRANTY
- 8 Documents / Resources
 - 8.1 References

ANKO

anko 43297771 Animated Mist Cauldron



Product Information

- **Product Name:** 43297771 Animated Mist Cauldron
- **Safety Precautions:** To reduce the risk of electric shock, personal injury, or fire, please follow the below safety instructions.
- **Contents:**
 - Instructions
- **Safety Hints:**
 - The appliance and the mains-socket must always be easily accessible.
 - If cleaning is required, please use only dry clothes or a brush.
- **Important Usage Instructions:**
 1. Add clean room temperature tap water into the cauldron. Fill water until it meets the best use level (see Figure 1).
 2. Insert the mist maker into the PET box, then put it into the water. Ensure that the mist maker is fully submerged in water. Connect the power pack to the cable and plug it into a suitable wall socket. The fog generator will start producing mist when the adapter is plugged in. The mist is water-based, colorless, and odorless. The device uses electro and ultrasonic technology, along with shaped color changing LED lights, to create a unique Halloween atmosphere.
 3. Important Note: If the water level becomes too low, the mist maker will automatically shut off and flash a red light. Please add water or unplug the adapter.
 4. Do not add essential oil to the water. Use clean room temperature tap water only.
 5. The mist maker operates on a safe 24V system with a plug-in mains adaptor.
 6. The mist maker should not work continuously for more than 8 hours.
 7. Avoid covering the center mist with your hands while the device is working, as it may cause discomfort.
 8. Do not put the cauldron into a microwave or freeze it.
 9. The cauldron is not dishwasher safe.
 10. When not in use, please unplug the adapter and remove the mist maker from the water.

- **Cleaning and Maintenance:**

- Unplug the machine before cleaning.
- Clean the mist maker with a brush and tap water. The cauldron can be cleaned with a soft cloth.
- If the mist maker is not used for a long period of time, remove it from the cauldron, pour out the water, and wipe off any remaining drops. Store them in a shady and cool place to avoid direct sunlight.
- Indoor use only
- Protection Class: II appliance
- SMPS incorporating a short-circuit-proof safety isolating transformer (inherently or non-inherently)
- Switch mode power supply unit
- The appliance must be recycled and should not be disposed of with normal waste.
- Warranty: 12 months from the date of purchase

Thank you for purchasing the 43297771 Animated Mist Cauldron from Kmart. The product is covered by a 12-month warranty and should be used in accordance with the accompanying recommendations or instructions provided. This warranty is in addition to your rights under the Australian Consumer Law.

43297771 Animated Mist Cauldron



IMPORTANT SAFETY INSTRUCTIONS

The following safety precautions should always be followed, to reduce the risk of electric shock, personal injury or fire. It is important to read all of these instructions carefully before using the product, and to save them for future reference or new users.

1. The following substances shall be appeared together before any other instructions supplied with the
2. This appliance is not intended for use by persons (including children) with reduced physical, sensory or mental capabilities, or lack of experience and knowledge, unless they have been given supervision or instruction concerning use of the appliance by a person responsible for their safety.
3. If the appliance stops unexpectedly or appears to malfunction, switch off the power supply, unplug from the mains and stop using immediately. Seek professional advice to rectify the fault or make repair.
4. Unplug from the mains socket when not in use, during cleaning, filling and changing
5. Avoid positioning the appliance where the power cable might be accidentally trapped or
6. Keep the appliance and cable away from sources of heat, sharp objects or anything that may cause
7. Be aware that some surfaces may become Do not touch hot surfaces and supervise others accordingly.
8. This product has not been designed for use by
9. Children should be supervised to ensure that they do not play with the
10. The appliance is only to be used with the power supply unit provided with the
11. Never reach for any appliance that has fallen into water before unplugging the power
12. Always ensure that hands are dry before touching the plug and mains supply

13. Do not use This appliance has been designed for domestic indoor use only.
14. For cleaning, please refer to section “Cleaning and maintenance”.
15. For filling, please refer to section “Instructions”.

Safety Hints

- The Appliance is suitable for moderate climates
- The maximum ambient temperature during use of the appliance must not exceed 35°C.
- The ventilation must not be impaired by covering the appliance with items such as newspaper, tablecloths, curtains, etc.
- The appliance and the mains-socket must all times be easily
- The appliance does not require much attention. If you want to clean it, please use only dry clothes or a

Contents



Instructions

1. Add clean room temperature tap water into the cauldron. For best performance, fill water into the cauldron until meet the best use level see Figure 1


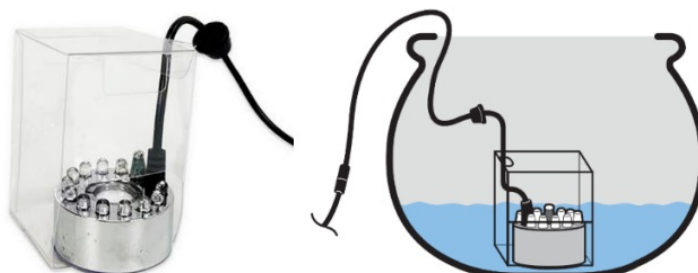



Figure 1

2. Insert the mist maker into the PET box then put into the water (See the picture below). Mist Maker should be fully submerged in water.



3. Connect the power pack to the cable and plug it into a suitable wall socket. When plug the adapter to the power, the fog generator is operating and producing mist. It is water mist, smellless and colorless, use electro

and ultrasonic technology, shaped color changing led lights, creating a unique Halloween atmosphere.



IMPORTANT: If the water level becomes too low, the mist maker can be automatically closed. The mist maker will flash red light. Please either add water or unplug the adapter.

1. Ensure the water is clean room temperature tap Water quality deterioration may influence the lifetime. **DO NOT ADD ESSENTIAL OIL.**
2. Operate on a safe 24V system for a plug-in mains
3. Mist maker cannot work continuously over 8
4. Do not put your hands cover above the center mist while it is working, it may cause
5. Do not put the cauldron into
6. Do not freeze the
7. The cauldron is not dishwasher
8. Please unplug the adapter and remove the mister maker from water when the product is not in

Cleaning and maintenance

The machine should be cleaned after using for 3-5 days continuously, to keep it working normal and extend the lifetime.

1. Unplug the machine before
2. Please clean mist maker with a brush and tape Cauldron can be cleaned with a soft cloth.
3. When the mist maker is not used for a long period of time, please take out from the cauldron and pour out the water in the cauldron, then wipe off the Place them in a shady and cool place to avoid direct sunlight.



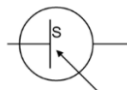
Indoor use only



SMPS incorporating a short-circuit-proof safety isolating transformer (inherently or non-inherently)



Protection Class II appliance



Switch mode power supply unit.



The appliance shall not be disposed together with the normal waste. It must be recycled.

12 MONTH WARRANTY

Thank you for your purchase from Kmart.

Kmart Australia Ltd warrants your new product to be free from defects in materials and workmanship for the period stated above, from the date of purchase, provided that the product is used in accordance with accompanying

recommendations or instructions where provided. This warranty is in addition to your rights under the Australian Consumer Law.


Kmart will provide you with your choice of a refund, repair or exchange (where possible) for this product if it becomes defective within the warranty period. Kmart will bear the reasonable expense of claiming the warranty. This warranty will no longer apply where the defect is a result of alteration, accident, misuse, abuse or neglect.

Please retain your receipt as proof of purchase and contact our Customer Service Centre on 1800 124 125 (Australia) or 0800 945 995 (New Zealand) or alternatively, via Customer Help at Kmart.com.au for any difficulties with your product. Warranty claims and claims for expense incurred in returning this product can be addressed to our Customer Service Centre at 690 Springvale Rd, Mulgrave Vic 3170.

Our goods come with guarantees that cannot be excluded under the Australian Consumer Law. You are entitled to a replacement or refund for a major failure and compensation for any other reasonably foreseeable loss or damage. You are also entitled to have the goods repaired or replaced if the goods fail to be of acceptable quality and the failure does not amount to a major failure.

For New Zealand customers, this warranty is in addition to statutory rights observed under New Zealand legislation

Documents / Resources

	<p>anko 43297771 Animated Mist Cauldron [pdf] Instruction Manual 43297771 Animated Mist Cauldron, 43297771, Animated Mist Cauldron, Mist Cauldron, Cauldr on</p>
--	--

References

-  [Kmart.com.au](https://www.kmart.com.au)