



anko 43245239 Macrame Rainbow Wall Hanging Kit Instructions

[Home](#) » [Anko](#) » anko 43245239 Macrame Rainbow Wall Hanging Kit Instructions 

anko 43245239 Macrame Rainbow Wall Hanging Kit



Contents


- [1 Instructions](#)
- [2 Documents / Resources](#)
- [3 Related Posts](#)

Instructions

Step 1: Lay out all the rope pieces in order, starting with the largest rope at the top to the smallest at the bottom, this will create the rainbow shape at the end. Then match each macrame colour to correct length rope, the image on the instructions needs to be followed to ensure enough coverage on each rope.




Step 2: Start by tying a simple knot with the macrame around the end of the rope and then begin wrapping, covering the end tail.



Step 3: Continue to wrap the mocrome around the rope, ensuring there are no gaps.

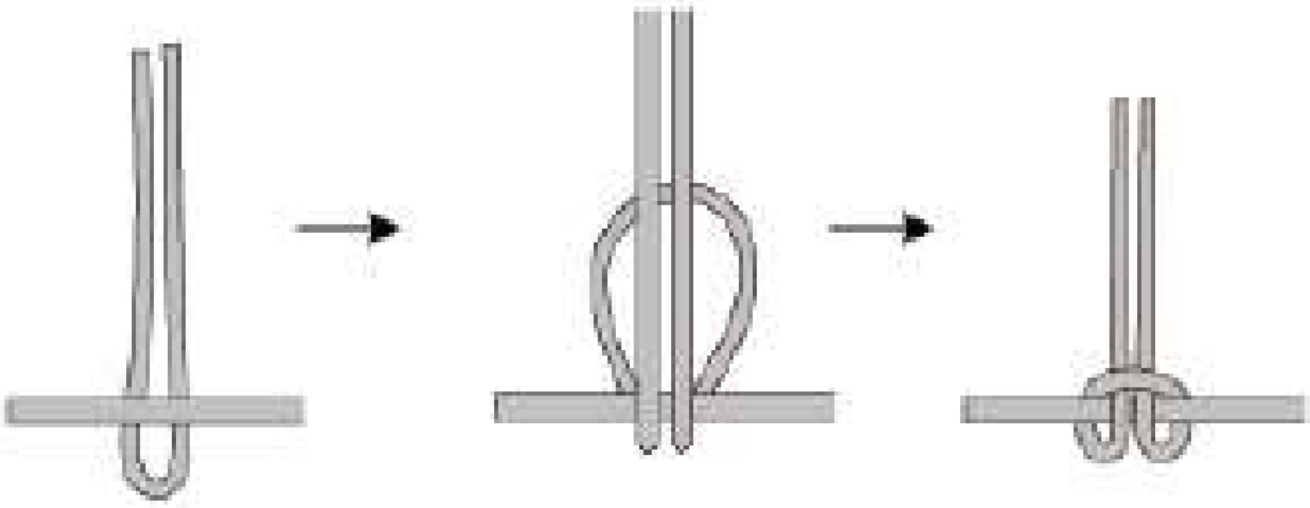


Step 4: Once b1OU have finished wrapping macrome tie a knot at the other end. Anbl excess macrame can be cut off at this stage. Repeat process with all rope and macrame pieces.

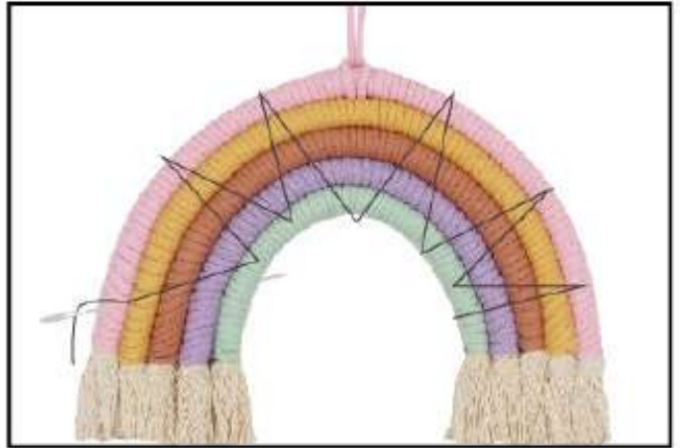


Step 5: Use the excess macrame to tie a knot around the largest rope. As shown in the figure below.





Step 6: Now YOU need to stitch the libbers together one at a time. Thread the needle onto the clear string and pierce through the end of the largest wrapped rope (see diagrams). Create a stitch on the backside of the wrapped rope to keep it in place, then continue to zip zag through the wrapped ropes as per diagram. Be careful not to hurt your hands while sewing.



Step 7: Pull the clear string tight and create your rainbow shape. finish off the string with a final stitch at the end. And use scissors to trim the fringe at the end neatly.




Step 8: Completed.

MADE IN CHINA 19 KW ET AUSTRALIA IILMTID MR AU r SZ IMPORTED MR WART STORES IN ALSTR.LA AND hEW ZEALAND. KIJAW1 AUSItittIA – 690 ;NNW /I RAI VIULERNE, VIC 3ITO AUSTRALIA INAPT PEW ZEALAND REGIONAL MICE WO WART MERU STORE RATERS MA. DICK SOUTH ROAD, PAPATOETDE AUCKLAND NEW ZEALAtē mar CUSTOMER SERVCE ALL SOO t24 12S Alt MOO 945 495



Documents / Resources

	<p>anko 43245239 Macrame Rainbow Wall Hanging Kit [pdf] Instructions 43245239 Macrame Rainbow Wall Hanging Kit, 43245239, Macrame Rainbow Wall Hanging Kit , Rainbow Wall Hanging Kit, Wall Hanging Kit, Hanging Kit, Kit</p>
---	---