

ANKER
SM-A508-V01 Sound
Core 2 Bluetooth
Speaker



ANKER SM-A508-V01 Sound Core 2 Bluetooth Speaker Owner's Manual

[Home](#) » [Anker](#) » ANKER SM-A508-V01 Sound Core 2 Bluetooth Speaker Owner's Manual 

Contents

- [1 ANKER SM-A508-V01 Sound Core 2 Bluetooth Speaker](#)
- [2 Product Usage Instructions](#)
- [3 FAQ](#)
- [4 Safety Instructions](#)
- [5 FCC Statement](#)
- [6 What In The Box](#)
- [7 Overview](#)
- [8 Charge Your SoundCore](#)
- [9 Bluetooth Pairing](#)
- [10 Specifications](#)
- [11 Customer Service](#)
- [12 Documents / Resources](#)
 - [12.1 References](#)

ANKER

ANKER SM-A508-V01 Sound Core 2 Bluetooth Speaker



Product Usage Instructions

- To preserve battery lifespan, fully charge at least once every 45 days.
- Press and hold the Bluetooth button for 2 seconds to enter pairing mode.
- Flashing blue indicates pairing mode, while steady blue means connected to a device.
- SoundLine AUX cable is sold separately. To return to Bluetooth mode, remove the AUX cable from your SoundCore.

FAQ

- **Q: Can I use the SoundCore 2 in water?**
 - **A:** No, the SoundCore 2 should not be submerged in water as it is not waterproof.
- **Q: How do I know if my SoundCore 2 is fully charged?**
 - **A:** A steady white light indicates that the SoundCore 2 is fully charged.

Safety Instructions

1. Avoid dropping.
2. Do not disassemble.
3. Do not submerge in water.
4. Avoid extreme temperatures.
5. Use original or certified cables.
6. Do not use any corrosive cleaner/oil to clean.
7. Do not use the device outdoors during thunderstorms.

Notice



- This product complies with the radio interference requirements of the European Community.



- This product is designed and manufactured with high-quality materials and components, which can be recycled and reused.

This symbol means the product must not be discarded as household waste, and should be delivered to an

appropriate collection facility for recycling. Proper disposal and recycling help protect natural resources, human health, and the environment. For more information on the disposal and recycling of this product, contact your local municipality, disposal service, or the shop where you bought this product.



FCC Statement

This device complies with Part 15 of the FCC Rules. Operation is subject to the following two conditions:

1. This device may not cause harmful interference, and
2. this device must accept any interference received, including interference that may cause undesired operation.

Warning: Changes or modifications not expressly approved by the party responsible for compliance could void the user's authority to operate the equipment.

Note: This equipment has been tested and found to comply with the limits for a Class B digital device, under Part 15 of the FCC Rules. These limits are designed to provide reasonable protection against harmful interference in a residential installation.

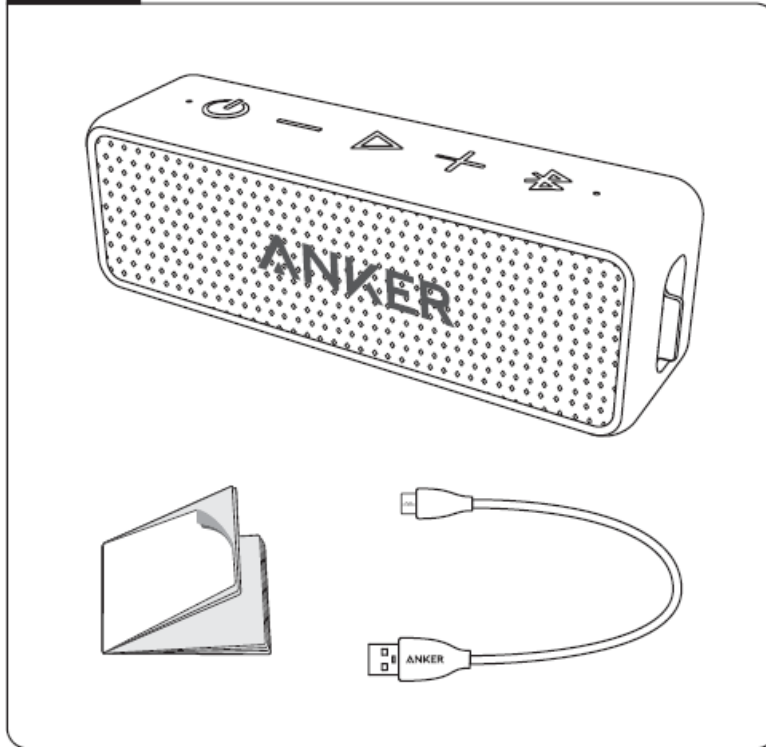
This equipment generates, uses, and can radiate radio frequency energy and, if not installed and used under the instructions, may cause harmful interference to radio communications. However, there is no guarantee that interference will not occur in a particular installation. If this equipment does cause harmful interference to radio or television reception, which can be determined by turning the equipment off and on, the user is encouraged to try to correct the interference by one or more of the following measures:

- Reorient or relocate the receiving antenna.
- Increase the separation between the equipment and the receiver.
- Connect the equipment to an outlet on a circuit different from that to which the receiver is connected.
- Consult the dealer or an experienced radio / TV technician for help.

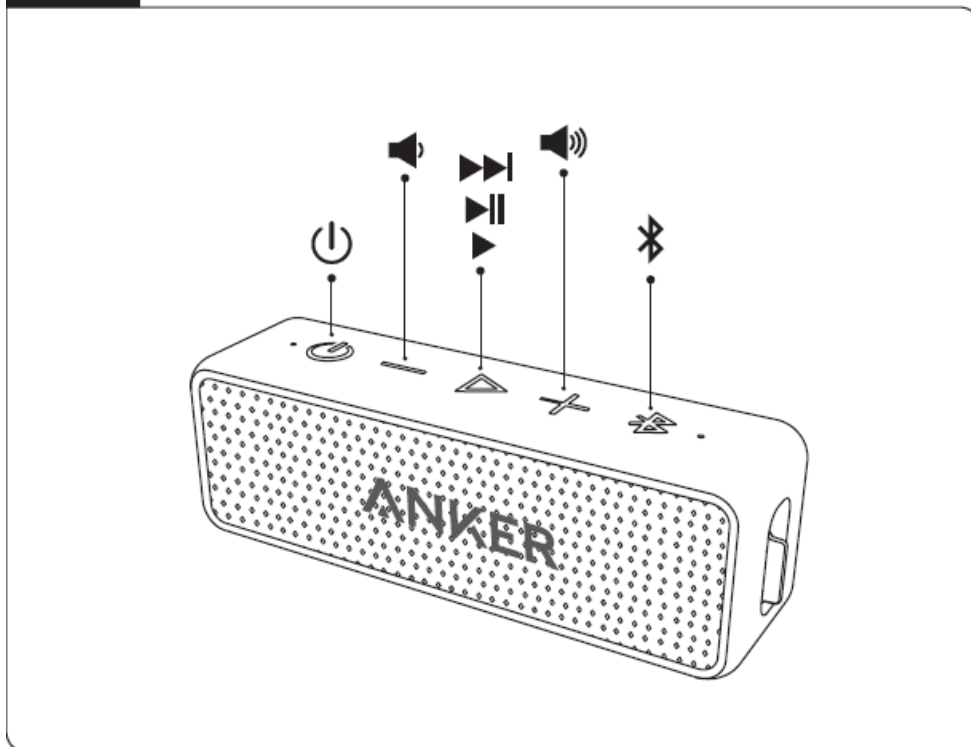
RF Warning Statement

The device has been evaluated to meet general RF exposure requirements. The device can be used in portable exposure conditions without restriction.

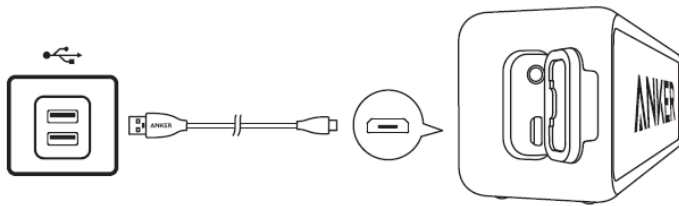
What In The Box



Overview

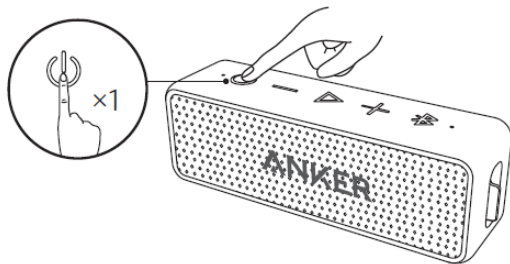


Charge Your SoundCore



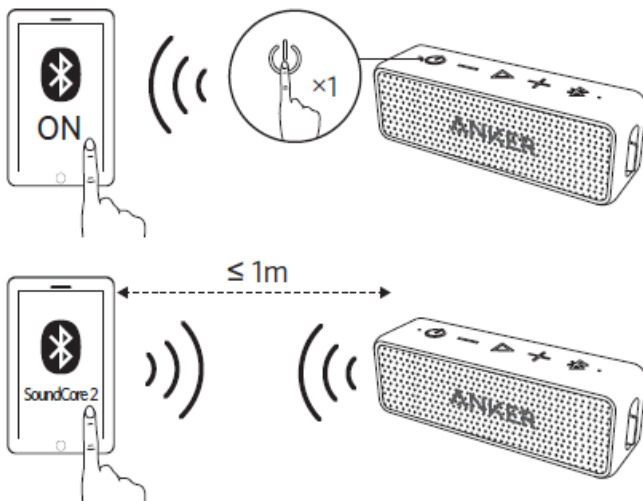
☀	Flashing red	Low battery
●	Steady red	Charging
○	Steady white	Fully charged
⚠	To preserve battery lifespan, fully charge at least once every 45 days.	

Turn on / off



☰	Press	ON	Steady white
☰	Press and hold for 1 second	OFF	Off

Bluetooth Pairing



⚡	Press	Enter pairing mode
⚡	Press and hold for 2 seconds	Un-pair connected device and re-enter pairing mode
☀	Flashing blue	Pairing mode
☀	Steady blue	Connected to a device

- When turned on, SoundCore will automatically connect to the last connected device if available.
- If not, SoundCore will enter pairing mode.

Connect via AUX

- SoundLine AUX cable is sold separately
- To return to Bluetooth mode, remove the AUX cable from your SoundCore.



Controls



	× 1	Press	Play / pause		
	× 2	Double press	Skip forward		
		Press	Volume up / down		
	> 1S	Press and hold for 1 second	Activate Siri / other voice control software		
	× 1	Press	Answer / End call		
	> 1S	Press and hold for 1 second	Reject call		
	× 1	Press	Put current call on hold and answer incoming call		
	× 1	Press	Switch between held call and active call		
	> 1S	Press and hold for 1 second	Transfer a call between speaker and mobile phone		
			Steady blue	On a call	
			Flashing blue	Incoming call	

Specifications

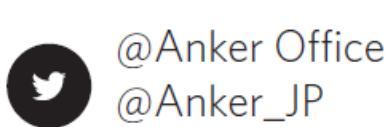
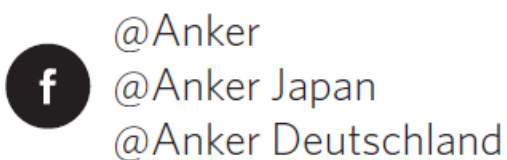
Specifications are subject to change without notice.

- Input 5 V 2 A
- Playtime (varies by volume level and content) Up to 24 hours
- Audio output 6 W × 2
- Impedance 4 Ω
- Range 20 m / 66 ft
- Size 168 x 47 x 56 mm / 6.6 x 1.9 x 2.2 in
- Charging time 3 hours
- Driver (full range) 1.5" x 2
- Frequency response 70 Hz – 20 KHz
- Bluetooth version V4.2
- Waterproof rating IPX 5

Customer Service

- 18-month limited warranty
- Lifetime technical support
- support@anker.com
- 1-800-988-7973 | Mon-Fri 9:00-5:00 PST (US)
- 03-4455-7823 | Mon-Fri 9:00-17:00
- 400-0550-036 | Mon-Fri 9:00-17:30
- 069-9579-7960 | Mon-Fri 6:00-11:00 (DE)
- 01604-936200 | Mon-Fri 6:00-11:00 (UK)

For FAQs and more information, please visit: anker.com/support



Documents / Resources

	ANKER SM-A508-V01 Sound Core 2 Bluetooth Speaker [pdf] Owner's Manual A3105, SM-A508-V01, SM-A508-V01 Sound Core 2 Bluetooth Speaker, SM-A508-V01, Sound Core 2 Bluetooth Speaker, Core 2 Bluetooth Speaker, Bluetooth Speaker
--	---

References

- [User Manual](#)

Manuals+, Privacy Policy

This website is an independent publication and is neither affiliated with nor endorsed by any of the trademark owners. The "Bluetooth®" word mark and logos are registered trademarks owned by Bluetooth SIG, Inc. The "Wi-Fi®" word mark and logos are registered trademarks owned by the Wi-Fi Alliance. Any use of these marks on this website does not imply any affiliation with or endorsement.