




ANKER SM-A193-V04 USB 3.0 7-Port Data and Charging Hub User Guide

[Home](#) » [Anker](#) » ANKER SM-A193-V04 USB 3.0 7-Port Data and Charging Hub User Guide 



Welcome Guide
USB 3.0 7-Port Data & Charging Hub

Contents

- [1 Package Contents](#)
- [2 Features](#)
- [3 Specifications](#)
- [4 Instructions](#)
- [5 Usage Tips](#)
- [6 Packungsinhalt](#)
- [7 Customer Service](#)
- [8 Documents / Resources](#)
 - [8.1 References](#)
- [9 Related Posts](#)

Package Contents

- USB 3.0 7-Port Data & Charging Hub
- 12V / 5A power adapter
- 2.6 ft USB 3.0 cable
- Welcome Guide

Features

- 7 USB 3.0 ports save on sync time with data transfer rates of up to 5 Gbps (much faster than USB 2.0).
- 3 charging ports using PowerIQ™ amp-adjustment technology intelligently identify your device to deliver its fastest possible charge.
- Horizontally positioned ports give a wider berth for over-sized USB connectors.
- Built-in surge protector keeps your devices and data safe and supports hot-swapping.
- Compatible with USB 2.0 and 1.1 specifications. No drivers are required for Windows XP / Vista / 7 / 8 and Mac OS X 10.2 and above.

Specifications

Dimensions	145 x 44 x 22mm / 5.7 x 1.7 x 0.9in
Weight	105g / 3.7oz
Input	100-240V
Data Transfer Rate	5Gbps
Charging Output	2.1A × 3
Supported System	Windows 8 / 7 / Vista / XP or Mac OS X 10.2 and above

Instructions

Depending on how you use the hub, choose the power supply option that's best for you.

(a) For both data transfer and charging: Connect the hub with both the power adapter and USB cable to ensure a stable connection. To achieve maximum data transfer rates, your computer system, peripherals, cables, and software must all support USB 3.0.

(b) For charging only: Connect the hub with the power adapter only. The hub will serve as a standalone charger featuring 3 full-speed PowerIQ™ charging ports.

Usage Tips

- For optimal performance, connected devices should not exceed a combined current of 10A (power adapter attached) otherwise, connections may become unstable or disconnect entirely.
- For reference, the devices below are often rated as follows:

Mouse	100mA
Camera	>300mA
Portable hard disk	max. 500mA
USB 3.0 portable hard disk	max. 900mA
Keyboard	max. 500mA

• 2.4GHz wireless devices, MIDI devices, and some USB 3.0 devices may not be supported. Try using the host port or a USB 2.0 connection.





ATTENTION

1. Do not tamper with this product or expose it to excessive heat, humidity, or direct sunlight.
2. We are not responsible for any damage to drives or hard disk data caused by improper use and/or disassembly. Please use this product according to its instructions.

Packungsinhalt

- Anker USB 3.0 7-Port Daten- & Ladehub
- 12V / 5A Netzteil
- 80 cm USB 3.0 Kabel
- Bedienungsanleitung

Customer Service

	18-Month Limited Warranty
	Lifetime Technical Support
	support@anker.com
	1-800-988-7973 Mon-Fri 9:00-17:00 PST (US)

For FAQs and more information, please visit:




<http://goo.gl/jesXbf>

anker.com/support

	@Anker @Anker Japan @Anker Deutschland
	@AnkerOfficial @Anker_JP
	@Anker

Documents / Resources

	ANKER SM-A193-V04 USB 3.0 7-Port Data and Charging Hub [pdf] User Guide SM-A193-V04, USB 3.0 7-Port Data and Charging Hub
---	--

References

- ⚡ [Anker | Live Charged. - Anker US](#)
- ⚡ [download - Anker US](#)
- ⚡ [Anker | Live Charged. - Anker US](#)