



## ANKER PowerExtend USB-C 3 Cube User Manual

[Home](#) » [Anker](#) » ANKER PowerExtend USB-C 3 Cube User Manual 

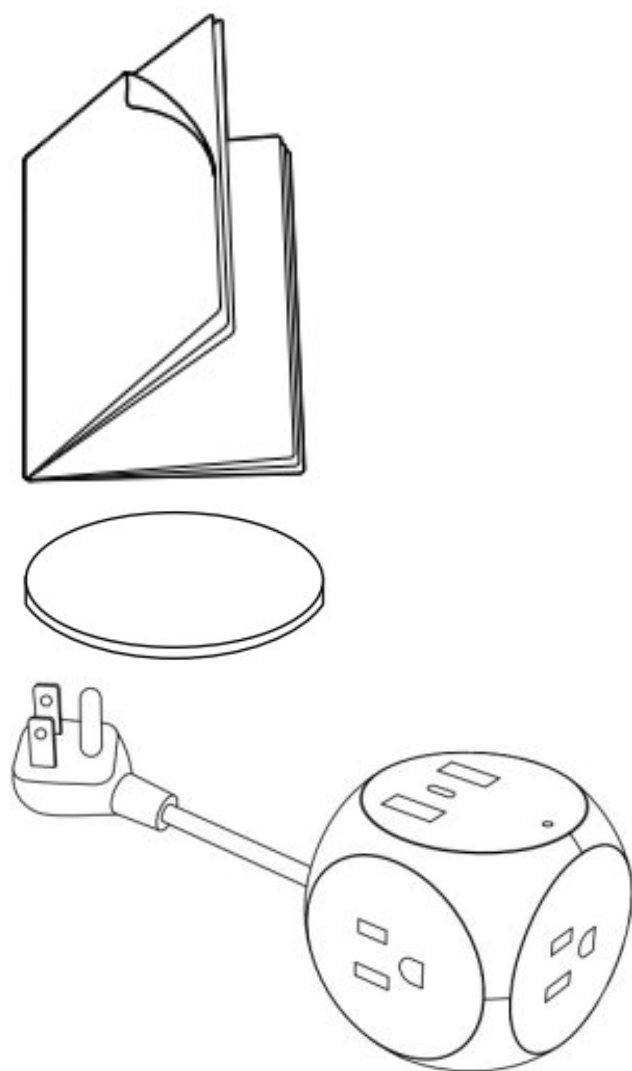
### ANKER PowerExtend USB-C 3 Cube User Manual



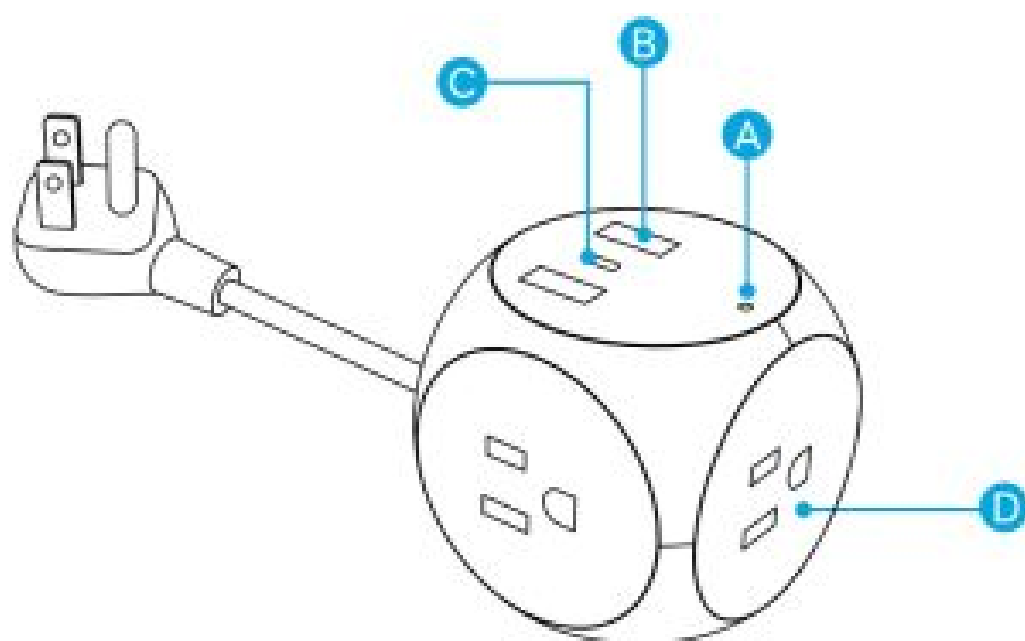
#### Contents

- [1 What's in the Box](#)
- [2 Overview](#)
- [3 Using Your PowerExtend](#)
- [4 Using the Adhesive Strip](#)
- [5 Specifications](#)
- [6 Safety](#)
- [7 FCC Statement](#)
- [8 Documents / Resources](#)
- [9 Related Posts](#)

## What's in the Box



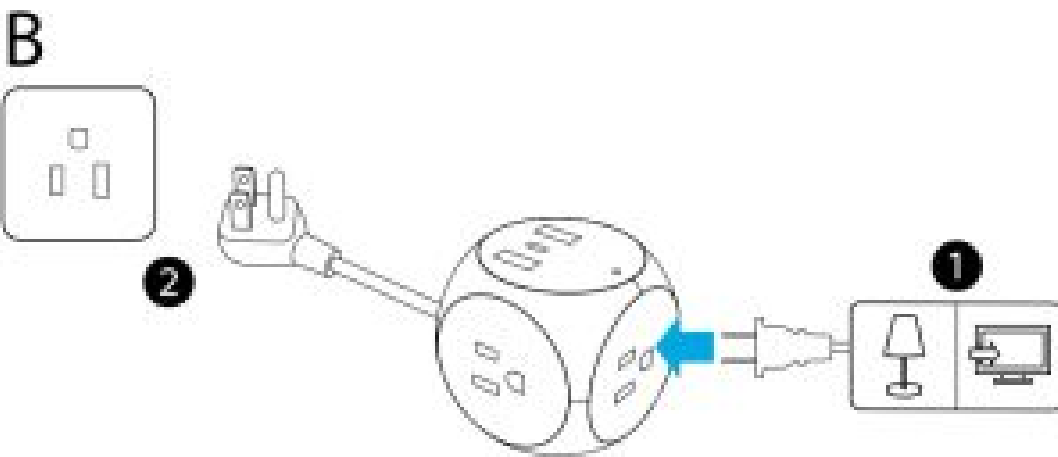
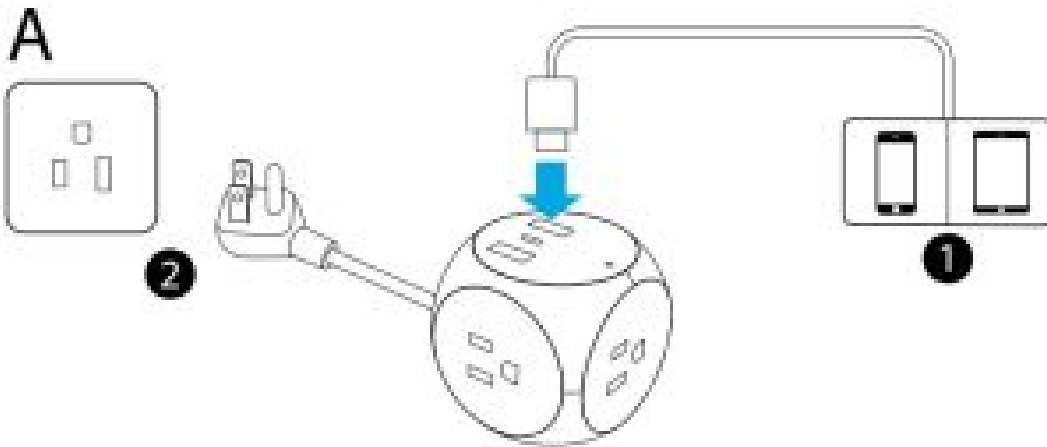
## Overview



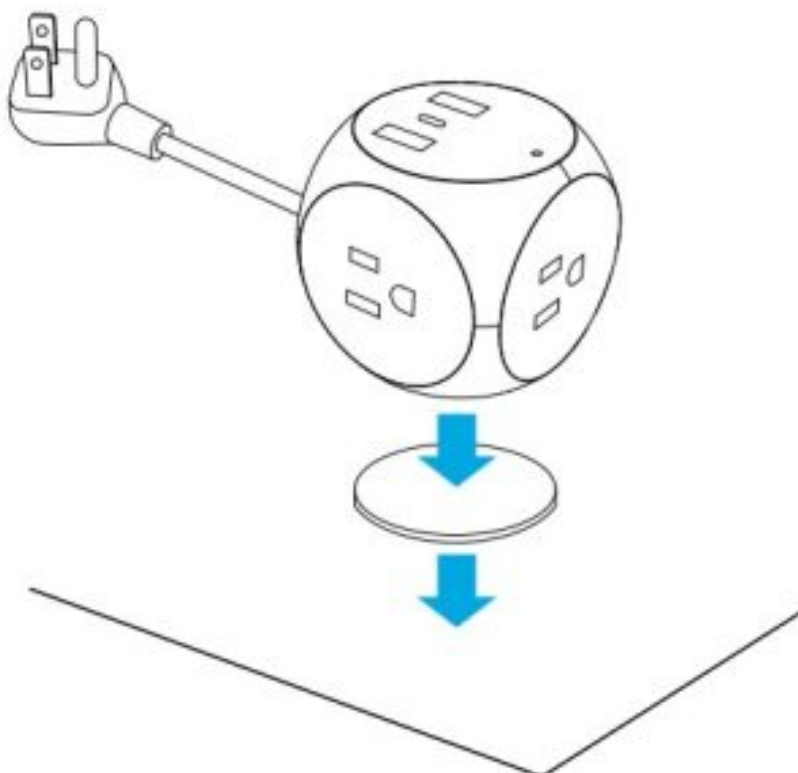
- A. Power indicator
- B. USB-A output

- C. USB-C output
- D. AC outlet

### Using Your PowerExtend



### Using the Adhesive Strip



If necessary, you can use the adhesive strip to affix **PowerExtend** USB-C 3 Cube onto a surface.

## Specifications

AC Input	125VAC 60Hz 10A
USB Input	100-240V 50/60Hz
AC Output	125VAC 60Hz 10A 1250W
USB-A Output	5V =2.4A (2.4A Max Each Port)
USB-C Output	5V=3A/9V=3A/15A=2A/ 20V =1.5A
USB Output Total	30W
Size	62 x 62x 62mm/2.4 x2.4 x2.4 in
Cable Length	5 ft /1.5 m

## Safety

- Do not connect **PowerExtend** USB-C 3 Cube to an ungrounded outlet.
- Do not use with extension cords.
- Do not exceed electrical ratings.
- Use in dry locations and indoors only.
- Keep **PowerExtend** USB-C 3 Cube away from heat-emitting appliances such as radiators.
- Keep children away from **PowerExtend** USB-C 3 Cube

## FCC Statement

This device complies with Part 15 of the FCC Rules. Operation is subject to the following two conditions: (1) This device may not cause harmful interference, and (2) this device must accept any interference received, including interference that may cause undesired operation.

**Warning:** Changes or modifications not expressly approved by the party responsible for compliance could void the user's authority to operate the equipment.

**Note:** This equipment has been tested and found to comply with the limits for a Class B digital device, pursuant to Part 15 of the FCC Rules. These limits are designed to provide reasonable protection against harmful interference in a residential installation.

This equipment generates, uses, and can radiate radio frequency energy and, if not installed and used in accordance with the instructions, may cause harmful interference to radio communications. However, there is no guarantee that interference will not occur in a particular installation. If this equipment does cause harmful interference to radio or television reception, which can be determined by turning the equipment off and on, the user is encouraged to try to correct the interference by one or more of the following measures:

1. Reorient or relocate the receiving antenna.
2. Increase the separation between the equipment and receiver.
3. Connect the equipment into an outlet on a circuit different from that to which the receiver is connected.

4. Consult the dealer or an experienced radio / TV technician for help

**The following importer is the responsible party.**

Company Name: Fantasia Trading LLC

Address: 5350 Ontario Mills Pkwy, Suite 100, Ontario, CA 91764

Telephone: 1-800-988-7973

**Anker Innovations Limited**

Room 1318-19, Hollywood Plaza, 610 Nathan Road, Mongkok,  
Kowloon, Hong Kong

**ISED Compliance Statement**

This device contains licence-exempt transmitter(s)/receiver(s) that comply with Innovation, Science and Economic Development

Canada's licence-exempt RSS(s). Operation is subject to the following two conditions:

1. This device may not cause interference.
2. This device must accept any interference, including interference that may cause undesired operation of the device.

**Customer Service**



18-month limited warranty



Lifetime technical support



[support@anker.com](mailto:support@anker.com)



(US) **+1 (800) 988 7973** Mon-Fri 9:00am – 5:00pm (PT)

(UK) **+44 (0) 1604 936200** Mon-Fri 6:00 – 11:00 (GMT)

(DE) **+49 (0) 69 9579 7960** Mon-Fri 6:00 – 11:00

**+86 400 0550 036** 9:00 – 17:30

**03 4455 7823** – 9:00 – 17:00

**For FAQs and more information, please visit:**



[anker.com/support](https://anker.com/support)



@Anker



@Anker Japan

@Anker Deutschland



@AnkerOfficial

@Anker\_JP



@anker\_official  
@anker\_jp

## Documents / Resources



[ANKER PowerExtend USB-C 3 Cube](#) [pdf] User Manual  
ANKER, PowerExtend, USB-C, 3 Cube

Manuals+