




Anker A8389 USB-C Hub 14 in 1 Triple Display Instruction Manual

[Home](#) » [Anker](#) » Anker A8389 USB-C Hub 14 in 1 Triple Display Instruction Manual 

Contents

- [1 Anker A8389 USB-C Hub 14 in 1 Triple Display](#)
- [2 Important Safety Instructions](#)
- [3 Declaration of Conformity](#)
- [4 FCC Statement](#)
- [5 Documents / Resources](#)
 - [5.1 References](#)
- [6 Related Posts](#)



Anker A8389 USB-C Hub 14 in 1 Triple Display



Important Safety Instructions

1. Avoid dropping.
2. Do not disassemble.
3. Do not expose to liquids.
4. For the safest and fastest charge, use original or certified cables, power supplies, attachments, and accessories.
5. This product is suitable for moderate climates only.
6. The ambient temperature when using this product should be 32 to 104°F (0 to 40°C).
7. Open flames, such as candles, must not be placed near this product.
8. Only use a dry cloth or brush to clean this product.
9. Keep this device out of the reach of children.
10. Do not put your fingers or hands into the product.

Trademarks

HDMI™

HIGH-DEFINITION MULTIMEDIA INTERFACE

The Adopted Trademarks HDMI, HDMI High-Definition Multimedia Interface, and the HDMI Logo are trademarks or registered trademarks of HDMI Licensing Administrator, Inc. in the United States and other countries.

This symbol indicates that this product shall not be treated as household waste. Instead, it shall be handed over to the applicable collection point for the recycling of electrical and electronic equipment.

Declaration of Conformity

Hereby, Anker Innovations Limited declares that this product is in compliance with Directives 2014/30/EU & 2011/65/EU. The full text of the EU declaration of conformity is available at the following internet address: <https://www.anker.com>. Anker Innovations Limited Room 1318-19, Hollywood Plaza, 610 Nathan Road, Mongkok, Kowloon, Hong Kong The following importer is the responsible party contract for EU matters: Anker Innovations Deutschland GmbH Georg-Muche-Strasse 3, 80807 Munich, Germany

GB Declaration of Conformity



Hereby, Anker Innovations Limited declares that this product is in compliance with the following Directives: The Restriction of the Use of Certain Hazardous Substances in Electrical and Electronic Equipment Regulations 2012 & Electromagnetic Compatibility Regulations 2016 The full text of the GB declaration of conformity is available at the following internet

- address: <https://www.anker.com>.

The following importer is the responsible party contract for UK matters: Anker Technology (UK) Ltd GNR8, 49 Clarendon Road, Watford, Hertfordshire, WD17 1HP, United Kingdom

FCC Statement

This device complies with Part 15 of the FCC Rules. Operation is subject to the following two conditions:

1. This device may not cause harmful interference, and
2. This device must accept any interference received, including interference that may cause undesired operation.

Warning: Any changes or modifications not expressly approved by the party responsible for compliance could void the user's authority to operate the equipment. Note: This equipment has been tested and found to comply with the limits for a Class B digital device, pursuant to Part 15 of the FCC Rules. These limits are designed to provide reasonable protection against harmful interference in a residential installation. This equipment generates, uses, and can radiate radio frequency energy and, if not installed and used in accordance with the instructions, may cause harmful interference to radio communications. However, there is no guarantee that interference will not occur in a particular installation. If this equipment does cause harmful interference to radio or television reception, which can be determined by turning the equipment off and on, the user is encouraged to try to correct the interference by one or more of the following measures: Reorient or relocate the receiving antenna. Increase the separation between the equipment and the receiver. Connect the equipment to an outlet on a circuit different from that to which the receiver is connected. Consult the dealer or an experienced radio/TV technician for help.

The following importer is the responsible party contract for FCC matters:

- **Company Name:** Fantasia Trading LLC
- **Address:** 5350 Ontario Mills Pkwy, Suite 100, Ontario, CA 91764




IC Statement

This digital apparatus complies with CAN ICES-003(B)/NMB-003(B) For tutorial videos, FAQs, manuals, and more information, please visit:

Or scan the QR code below:




<https://support.anker.com>

- @anker_official@anker_jp 
- @AnkerDeutschland@AnkerJapan@Anker 
- @AnkerOfficial@Anker_JP 
- support@anker.com
- support.mea@anker.com (For Middle East and Africa Only)

CALLS

- (US/CA) +1 (800) 988 7973
- (UK) +44 (0) 1604 936200
- (DE) +49 (0) 69 9579 7960
- (Middle East & Africa) +971 529750842
- (UAE) +971 8000 320 817
- (KSA) +966 8008 50 0030
- (Kuwait) +965 2206 9086
- (Egypt) +20 8000 000 826
- (AU) +61 3 8331 4800
- (TR) +90 (850) 460 1414
- (RU) +8 (800) 511 8623
- (India) +91 1800 3138831
- () +86 400 0550 036
- () 03 4455 7823
- () +82 02-1661-9246

Documents / Resources

	Anker A8389 USB-C Hub 14 in 1 Triple Display [pdf] Instruction Manual A8389 USB-C Hub 14 in 1 Triple Display, A8389, USB-C Hub 14 in 1 Triple Display, 14 in 1 Triple Display, Triple Display
---	--

References

- [⚡ Anker Support](#)
- [⚡ Anker | Live Charged. - Anker US](#)
- [User Manual](#)