

angler FBS Series FastBox Studio Series Parabolic Softbox



angler FBS Series FastBox Studio Series Parabolic Softbox Instructions

[Home](#) » [angler](#) » angler FBS Series FastBox Studio Series Parabolic Softbox Instructions 

Contents

- [1 angler FBS Series FastBox Studio Series Parabolic Softbox](#)
- [2 FAQ](#)
- [3 Precautions](#)
- [4 Specifications](#)
- [5 Opening the FastBox](#)
- [6 Using the Diffusers and Grid](#)
- [7 Collapsing the FastBox STUDIO](#)
- [8 Limited Warranty](#)
- [9 Documents / Resources](#)
 - [9.1 References](#)



angler FBS Series FastBox Studio Series Parabolic Softbox



FAQ

- **Q:** Can I use these softboxes with LED lights?
 - **A:** These softboxes are compatible with moonlights and studio heads. While LED lights may work, it's recommended to use them with compatible lighting equipment for optimal performance.

Thank you for choosing Angler

Angler's FastBox STUDIO softboxes open in seconds and fold up just as quickly. The FastBox STUDIO series features integrated locking rods and a locking mechanism that makes setting up fast and easy. A release lever folds the softbox down, so you'll be ready to move to the next setup or location in seconds. FastBox STUDIO softboxes are deep 12-sided light shapers with a silver interior that provides a bright yet soft beam for portrait, product, and fashion photography in the studio or on location.

Precautions

- Please read and follow the instructions, and keep this manual in a safe place.
- Make sure this product is intact and that there are no missing parts.
- Use caution when expanding and collapsing this product.
- Clean with only a dry, soft cloth.
- All images are for illustrative purposes only.


Specifications

Specifications	FBS-24K	FBS-28K	FBS-36K	FBS-48K
Diameter	24 in. (61 cm)	28 in. (71.1 cm)	36 IN. (91.4 CM)	48 in. (121.9 CM)
DEPTH	13 in. (33 cm)	14.5 in. (36.8 cm)	19 in. (48.3 cm)	25 in. (63.5 cm)
weight	2.1 lb. (0.95 kg)	2.4 lb. (1.1 kg)	3 lb. (1.36 kg)	3.9 lb. (1.77 kg)
SHAPE	Parabolic			
INTERIOR	Silver			
COMPATIBILITY	Monolights and Studio Heads			
Removable Inner Baffle	Yes			
Removable Outer Diffuser	Yes			
Requires Speed Ring	Yes, Bowens-style mount included			

Opening the FastBox



- Unfurl the FastBox STUDIO, and unscrew the thumbscrew from the guide ring.
- Slide the Bowens adapter into the mounting slot, and align the screw holes.
- Screw in the thumbscrew and tighten the guides to ensure a snug fit.



- Make sure the latch is fully unlocked before proceeding.
- Stand the FastBox STUDIO on the floor, open the vents, and use both hands to spread the softbox apart.
- Once the softbox is partially spread, use both hands to press down on the adapter ring. When the adapter ring is flush with the mounting ring, it will lock into place.

Using the Diffusers and Grid

The inner and outer diffusers soften and spread the beam for an even and flattering wraparound light. Each diffuser will reduce the light output by approximately 1 stop.

Attaching the Inner Diffuser



- The inner diffuser is the smaller of the two and has touch-connect fasteners around its edge. Attach each of the fasteners to the touch connect strips on the softbox interior until the diffuser is taut.

Attaching the Outer Diffuser




- Attach the outer diffuser by pressing the touch-connect strip against the inner rim of the softbox.

Note

- If you plan on using the accessory grid, attach the diffuser to the inner half of the touch-connect strip to leave enough room for the grid.

Attaching the Grid



- Attach the grid by pressing the touch-connect strip against the outer rim of the softbox.

Collapsing the FastBox STUDIO



- Set the FastBox STUDIO on the floor.
- Place one hand over the Bowens mount, push down gently, and turn the lock to release it. The Bowens adapter will pop up, and you can then fold up and furl the FastBox STUDIO.

Important: Do not attempt to release the lock with one hand. Always place a hand over the Bowens mount while you release the lock.

Limited Warranty

One-Year Limited Warranty

This Angler product is warranted to the original purchaser to be free from defects in materials and workmanship under normal consumer use for a period of one (1) year from the original purchase date or thirty (30) days after replacement, whichever occurs later. The warranty provider's responsibility with respect to this limited warranty shall be limited solely to repair or replacement, at the provider's discretion, of any product that fails during normal use of this product in its intended manner and in its intended environment. Inoperability of the product or part(s) shall be determined by the warranty provider. If the product has been discontinued, the warranty provider reserves the right to replace it with a model of equivalent quality and function. This warranty does not cover damage or defect caused by misuse, neglect, accident, alteration, abuse, improper installation or maintenance.

EXCEPT AS PROVIDED HEREIN, THE WARRANTY PROVIDER MAKES NEITHER ANY EXPRESS WARRANTIES NOR ANY IMPLIED WARRANTIES, INCLUDING BUT NOT LIMITED TO ANY IMPLIED WARRANTY OF MERCHANTABILITY OR FITNESS FOR A PARTICULAR PURPOSE.

This warranty provides you with specific legal rights, and you may also have additional rights that vary from state to state. To obtain warranty coverage, contact the Angler Customer Service Department to obtain a return merchandise authorization (“RMA”) number, and return the defective product to Angler along with the RMA number and proof of purchase. Shipment of the defective product is at the purchaser’s own risk and expense.


For more information or to arrange service, visit www.anglerlights.com or call Customer Service at [212-594-2353](tel:212-594-2353).

Product warranty provided by the Gradus Group.

www.gradusgroup.com

Angler is a registered trademark of the Gradus Group.
© 2023 Gradus Group LLC. All Rights Reserved.

Documents / Resources

	<p>angler FBS Series FastBox Studio Series Parabolic Softbox [pdf] Instructions</p> <p>FBS Series FastBox Studio Series Parabolic Softbox, FBS Series, FastBox Studio Series, Parabolic, Softbox, Parabolic Softbox, FBS Series Parabolic Softbox, FastBox Studio Series Parabolic Softbox</p>
--	--

References

- [Angler | Lighting Equipment & Accessories](#)
- [Gradus | Gradus Group](#)
- [User Manual](#)

[Manuals+](#), [Privacy Policy](#)

This website is an independent publication and is neither affiliated with nor endorsed by any of the trademark owners. The "Bluetooth®" word mark and logos are registered trademarks owned by Bluetooth SIG, Inc. The "Wi-Fi®" word mark and logos are registered trademarks owned by the Wi-Fi Alliance. Any use of these marks on this website does not imply any affiliation with or endorsement.