



# ANCOWER ACB-001 Wireless Bluetooth Speaker User Manual

[Home](#) » [ANCOWER](#) » ANCOWER ACB-001 Wireless Bluetooth Speaker User Manual 

## Contents

- [1 ANCOWER ACB-001 Wireless Bluetooth Speaker](#)
- [2 Product Overview](#)
- [3 Packing content](#)
- [4 Specifications](#)
- [5 Getting Started](#)
- [6 Features](#)
- [7 Product Overview](#)
- [8 Buttons and controls](#)
- [9 LED Indicators](#)
- [10 Pairing your device via Bluetooth](#)
  - [10.1 How to pair dual\(TWS\) ACB-001 speakers?](#)
- [11 Documents / Resources](#)
  - [11.1 References](#)
- [12 Related Posts](#)

# ANCOWER

**ANCOWER ACB-001 Wireless Bluetooth Speaker**



## Specifications

- Model Name: ACB-001
- Bluetooth version: 5.3
- Waterproof: IPX4 certified waterproof
- Range: 10m/33ft
- Input: DC 5V
- Output: 15W
- Battery: 3.7V/2000mAh Li-ion
- Net Weight: 0.75 lb (342.40g)
- Unit dimension: 7.28 x 2.76 x 3.14 inch
- Playtime: 8-12 hours (The volume at 100% – 50%)
- Charging time: Less than 4 hours
- Warranty: One-year
- Bluetooth name: ACB-001

## Getting Started

1. Unbox the unit first.
2. Remove any packing from the product.
3. Please retain all packaging until you have checked and counted all the parts and the contents against the parts list.

## Features

- Wireless Bluetooth connectivity to iPad, iPod, Touch Android, Windows Phone, Blackberry, smartphones, tablets, computers, and more.
- Multi-Color Lights that beat to the beat of music.
- Play music through Bluetooth and Auxiliary.
- Play 3D stereo surround songs via 2-speaker pairing.
- Microphone to receive calls.

- Rechargeable built-in battery.

## Product Overview

### Buttons and Controls

N o.	Buttons	Function	How to
1	Turn on/off	Power on or off the speaker	Press and hold
2	Increase the volume	Adjust the volume level up	Press
3	Decrease the volume	Adjust the volume level down	Press
4	Skip to the next track	Move to the next track in the playlist	Press
5	Skip to the previous track	Move to the previous track in the playlist	Press
6	Play / Pause	Start or pause the playback	Press
7	Answer / Hang up the phone	Answer or end a phone call	Press
8	Change LED light mode	Switch between different LED light modes	Press
9	Turn on / off the LED light	Turn the LED light on or off	Press multiple times until the light turns off
10	Pairing dual speakers	Pair two speakers together for stereo sound	Press and hold any M button
11	LED indicator	Show the status of the Bluetooth connection and charging	N/A
12	Charge the speaker	Charge the speaker using the provided USB Type C cable	Insert the charging cable
13	Audio auxiliary line input port	Connect an external device using an AUX-in cable	N/A
14	Anti-slip rubber block	Prevent the speaker from slipping	N/A
15	LED Light	Illuminate with multi-color lights	N/A

### LED Indicators

- Bluetooth is not connected: Blue light fast flashing
- Bluetooth is connected and not playing music: Blue light hold on
- Bluetooth is connected and playing music: Blue light slow flashing
- Charging: Red light steady on
- Charged full: Red light off

## **Pairing your device via Bluetooth**

1. Enable Bluetooth on your device and search for the speaker.
2. Select ACB-001 on the Bluetooth list.
3. Once paired, you can see the connected status on your device.

## **How to pair dual(TWS) ACB-001 speakers?**

1. Turn on both speakers.
2. Press and hold the M button of either speaker until you hear a cue sound, which means the Bluetooth of the two speakers is connected to each other. (If it is not successful, repeat steps 1-2)
3. Open your device's Bluetooth and search for a model named ACB-001, then connect to it.

## **How do I de-interconnect Bluetooth between two speakers?**

Press and hold the M button of either speaker until you hear a cue sound, which means the Bluetooth of the two speakers is de-interconnected from each other.

## **FAQ**

### **Q: How long is the warranty?**

- **A:** The warranty for the ANCOBER Wireless Bluetooth Speaker is one year.

### **Q: How long does the battery last?**

- **A:** The battery can last for 8-12 hours of playback time, depending on the volume level.

### **Q: Is the speaker waterproof?**

- **A:** Yes, the speaker is IPX4 certified waterproof.

## **Packing content**

- ACB-001 Bluetooth Speaker X 1
- USB Type C Charge Cable x 1
- AUX-in Cable x 1
- User Manual x 1

## **Specifications**

- **Model name:** ACB-001
- **Bluetooth version:** 5.3
- **Waterproof:** IPX4 certified waterproof
- **Range:** 10m/33ft

- **Input:** DC 5V
- **Output:** 15W
- **Battery:** 3.7V/2000mAh Li-ion
- **Net Weight:** 0.75 lb (342.40g)
- **Unit dimension:** 7.28 x 2.76 x 3.14 inch
- **Playtime:** 8-12hours (100% volume – 50% volume )
- **Charging time:** Less than 4 hours
- **Warranty:** One-year
- **Bluetooth name:** ACB-001

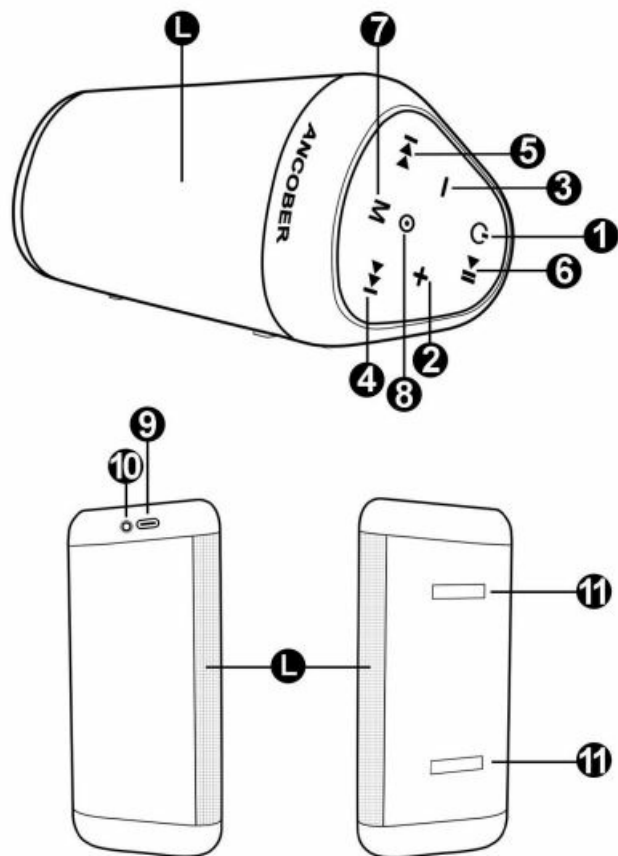
## Getting Started

- Unbox the unit first.
- Remove any packing from the product.
- Please retain all packaging until you have checked and counted all the parts and the contents against the parts list.






## Features







- Wireless Bluetooth connectivity to iPad, iPod, Touch Android, Windows Phone, Blackberry, smartphones tablets, computers, and more.
- Multi-Color Lights and also can beat to the beat of music.
- You can play music through Bluetooth and Auxiliary.
- Play 3D stereo surround songs via 2-speaker pairing.
- Microphone to receive calls.
- Rechargeable built-in battery.

## Product Overview



## Buttons and controls

No.	Buttons	You want to	How to
1		Turn on/off	Press and hold on
2		Increase the volume	Press
3		Decrease the volume	Press
4		Skip to the next track	Press
5		Skip to the previous track	Press
		Play / Pause	Press

6		Answer / hang up the phone	Press
7		Change LED light mode	Press
		Turn on / off the LED light	Press multiple times until the light off
		Pairing dual speakers	Press and hold any M button
8		LED indicator	
9		Charge the speaker	Insert the charging cable
10		Audio auxiliary line input port	
11		Anti-slip rubber block	
L		LED Light	

## LED Indicators

- Bluetooth is not connected: Blue light fast flashing
- Bluetooth is connected and does not play music: Blue light hold on
- Bluetooth is connected and plays music: Blue light slow flashing
- Charging: Red light steady on
- Charged full: Red light off

## Pairing your device via Bluetooth

1. Enable Bluetooth on your device and search for the speaker.
2. Select ACB-001 on the Bluetooth list.
3. Once paired, you can see the connected status on your device.

### How to pair dual(TWS) ACB-001 speakers?

1. Turn on the 2 speakers
2. Press and hold on to the “M” button of either speaker and you will hear a cue sound, which means the

- Bluetooth of the two speakers are connected to each other. (If it is not successful, you need to repeat steps 1-2)
3. Open your device's Bluetooth and search for one model named: ACB-001, and connect it is ok.


### How do I de-interconnect Bluetooth between two speakers?

- Press and hold on to the “M” button of either speaker and you will hear a cue sound, which means the Bluetooth of the two speakers de-interconnect each other.

### Dear Valued Customer

- Thank you for choosing our product. Your satisfaction is the motivation for us to develop our little start-up in this highly competitive market.
  - Whatever you need, we're here to help.
  - Any concerns or problems, please feel free to contact us. we'll try our best to respond within 24 hours.
- 

### Documents / Resources

	<p><a href="#">ANCOBER ACB-001 Wireless Bluetooth Speaker</a> [pdf] User Manual ACB-001 Wireless Bluetooth Speaker, ACB-001, Wireless Bluetooth Speaker, Bluetooth Speaker, Speaker</p>
---	---

### References

- [User Manual](#)