



## ANCEL BD500 Bluetooth OBD2 Scanner Car All System Code Reader Diagnostic Tool User Manual

[Home](#) » [ANCEL](#) » ANCEL BD500 Bluetooth OBD2 Scanner Car All System Code Reader Diagnostic Tool User Manual 

ANCEL BD500 Bluetooth OBD2 Scanner Car All System Code Reader Diagnostic Tool User Manual



## Contents

- 1 [DOWNLOAD APP](#)
- 2 [OBD INTERFACE POSITIONS](#)
- 3 [OPERATION DIAGRAM](#)
- 4 [BLUETOOTH CONNECTION](#)
- 5 [START USING YOUR DEVICE](#)
- 6 [FEEDBACK](#)
- 7 [SOFTWARE UPGRADE AND FIRM UPGRADE](#)
- 8 [Documents / Resources](#)
- 9 [Related Posts](#)

## DOWNLOAD APP

1. Scan the QR code below to download the software for Android and iOS.

Ancel official website



For Andriod



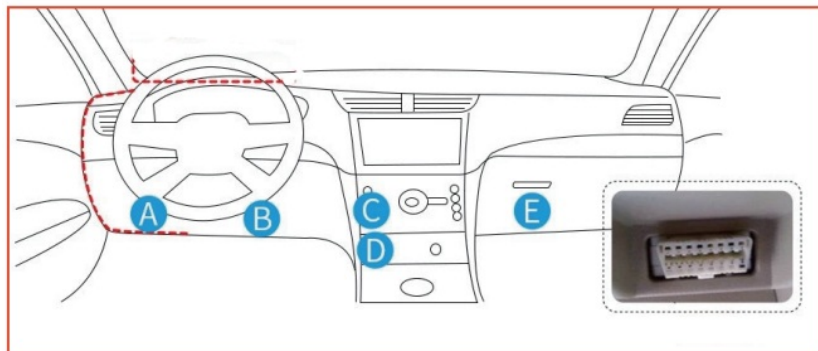
For iOS



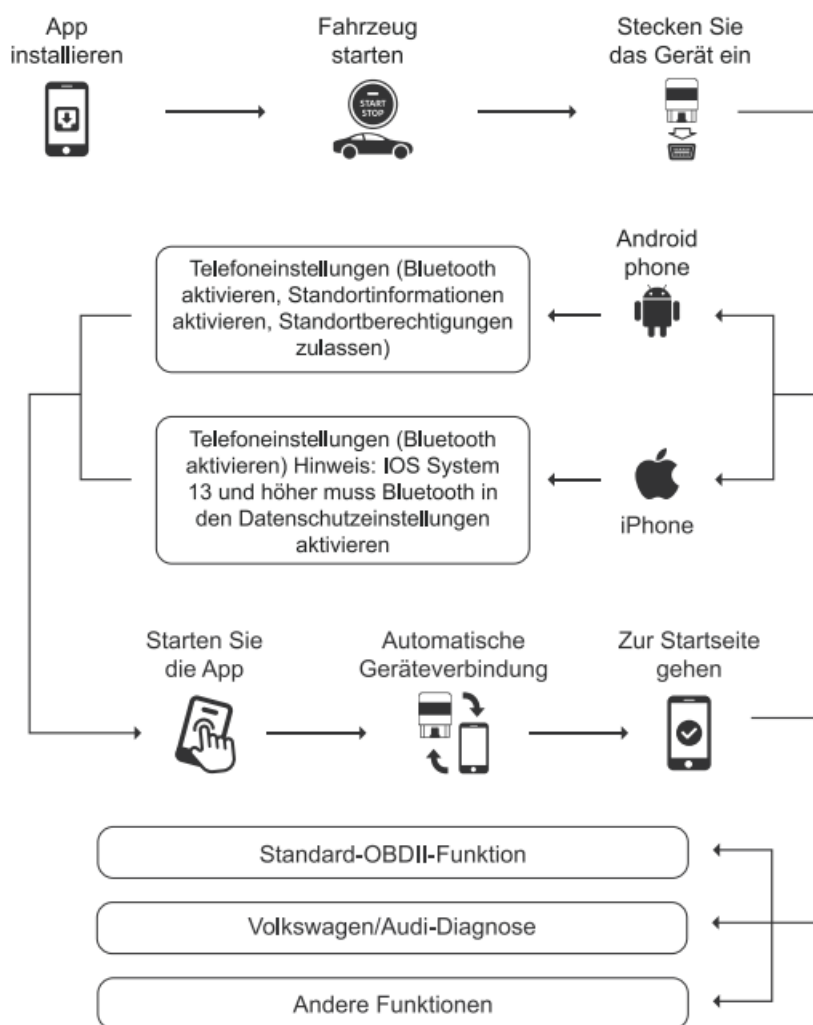
2. iOS can be downloaded from the Appstore by searching for the keyword "ANCEL".
3. Android can be downloaded from Google Play by searching for the keyword "ANGEL".

## OBD INTERFACE POSITIONS

For different vehicles, the position of the DLC may be different, please refer to the following possible positions:



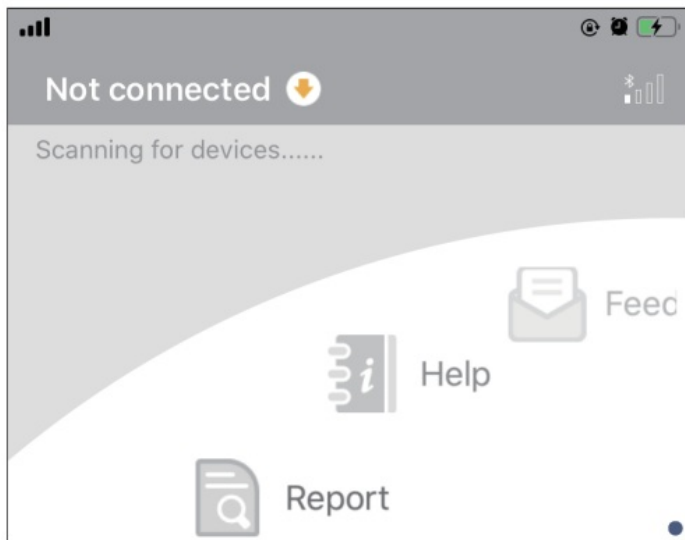
## OPERATION DIAGRAM



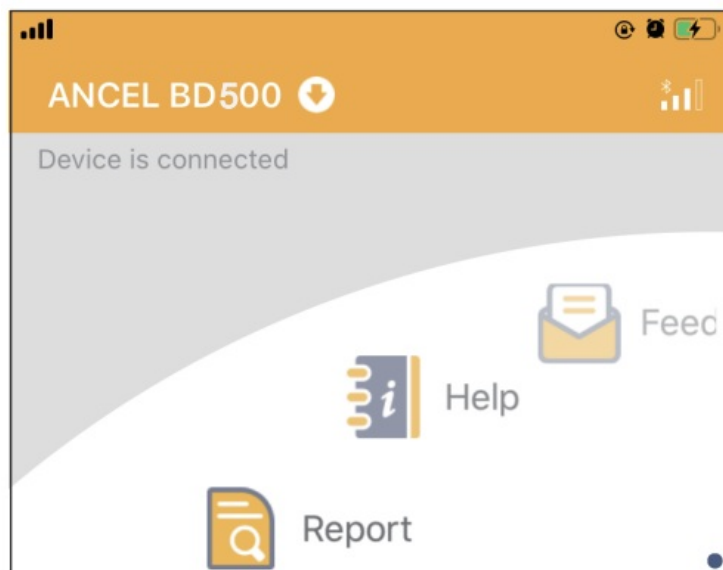
## BLUETOOTH CONNECTION

Turn on Bluetooth -Start the app – Automatic device connection—Connected. Image 1 is not connected, image 2 is connected.

### IMAGE 1



**IMAGE 2**



## **START USING YOUR DEVICE**

After the Bluetooth connection, the diagnostic software will be launched if your vehicle supports it. You can use all the functions of the device, such as the standard OBDII function, Volkswagen/Audi Diagnostics and other functions.

Standard  
OBDII function

Volkswagen/Au-  
di Diagnostics

Other  
functions

## **FEEDBACK**

You can send us feedback if you encounter any problems while using it. To do so, fill out and submit the feedback form.

**Feedback** Submit

**(Require)Email**

Email

**phone number**

+86 > phone number

**(Require)Problem**

Can't connect to device

Communication error between equipment and vehicle ECU

Other problems

**Problem Description**

Please fill in the problem description

0/1000

+

## SOFTWARE UPGRADE AND FIRM UPGRADE

### 1. BD500-APP Software Upgrade:

Delete the program APP directly, and then download the latest software again.(View the latest software version: Open app—Settings—About us).

### 2. BD500- APP Firmware update:

1. Open the app—Settings—Device settings—Firmware upgrade—Currently the latest version \*\*\*(no update required).
2. Open the app—Settings—Device settings—Firmware upgrade—Current version and ask for the latest version—Click the menu button 'Upgrade'—Firmware upgrade successful (update required).

### Product parameters

**Operating voltage:** DC8-18V

**Operating current:** <24mA@DC12V

**Bluetooth frequency:** 2.4GHz

**Bluetooth version:** Bluetooth 5.0

**Dimensions:** 77mmx23mmx47mm

**Weight:** NW: 0.04kg (0.0881b)

**Working temperature:** -30 C -70 C (-22 1 – 158 F )

**Storage temperature:** -40 C -85 C (-40 1 – 185 1 )

### Warranty

1. This warranty is limited to the person purchasing ANCEL products.
2. ANCEL products are warranted against defects in materials and workmanship for a period of one year (12 months) from the date of shipment to the user.


Address: D03, Block A, No. 973 Minzhi Ave., Longhua District, Shenzhen, Guangdong, China Tel: 0755-81751202

E-mail: [support@anceltech.com](mailto:support@anceltech.com)

Website: [www.anceltech.com](http://www.anceltech.com)



Documents / Resources

	<p><a href="#">ANCEL BD500 Bluetooth OBD2 Scanner Car All System Code Reader Diagnostic Tool</a> [pdf] User Manual</p> <p>BD500 Bluetooth OBD2 Scanner Car All System Code Reader Diagnostic Tool, BD500, Bluetooth OBD2 Scanner Car All System Code Reader Diagnostic Tool, Bluetooth OBD2 Scanner Car All System, OBD2 Scanner Car All System, Scanner Car All System, Car All System, All System</p>
---	---