

ANCEL BD200 Bluetooth 5.0 Scanner Code Reader and App User Manual

[Home](#) » [ANCEL](#) » ANCEL BD200 Bluetooth 5.0 Scanner Code Reader and App User Manual 

Contents

- 1 ANCEL BD200 Bluetooth 5.0 Scanner Code Reader and App
- 2 DOWNLOAD APP
- 3 OPERATION DIAGRAM
- 4 BLUETOOTH CONNECTION
- 5 START USING YOUR DEVICE
- 6 FEEDBACK
- 7 SOFTWARE UPGRADE AND FIRMWARE UPGRADE
- 8 Product parameters
- 9 Warranty
- 10 Documents / Resources
 - 10.1 References



ANCEL BD200 Bluetooth 5.0 Scanner Code Reader and App



DOWNLOAD APP

1. Scan the QR code below to download the software for Android and iOS.



ANCEL
Official Website



for Android

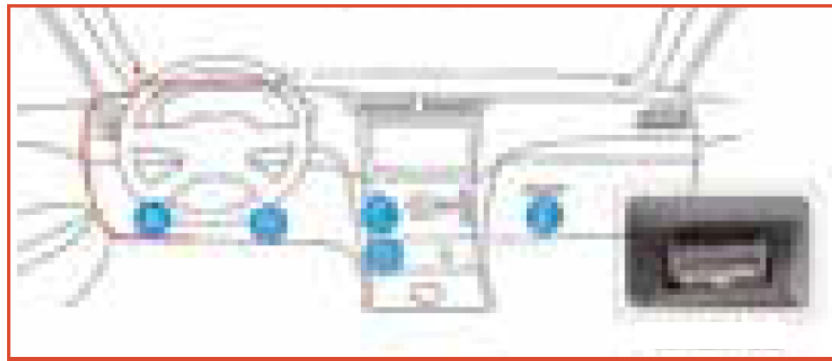


for iOS

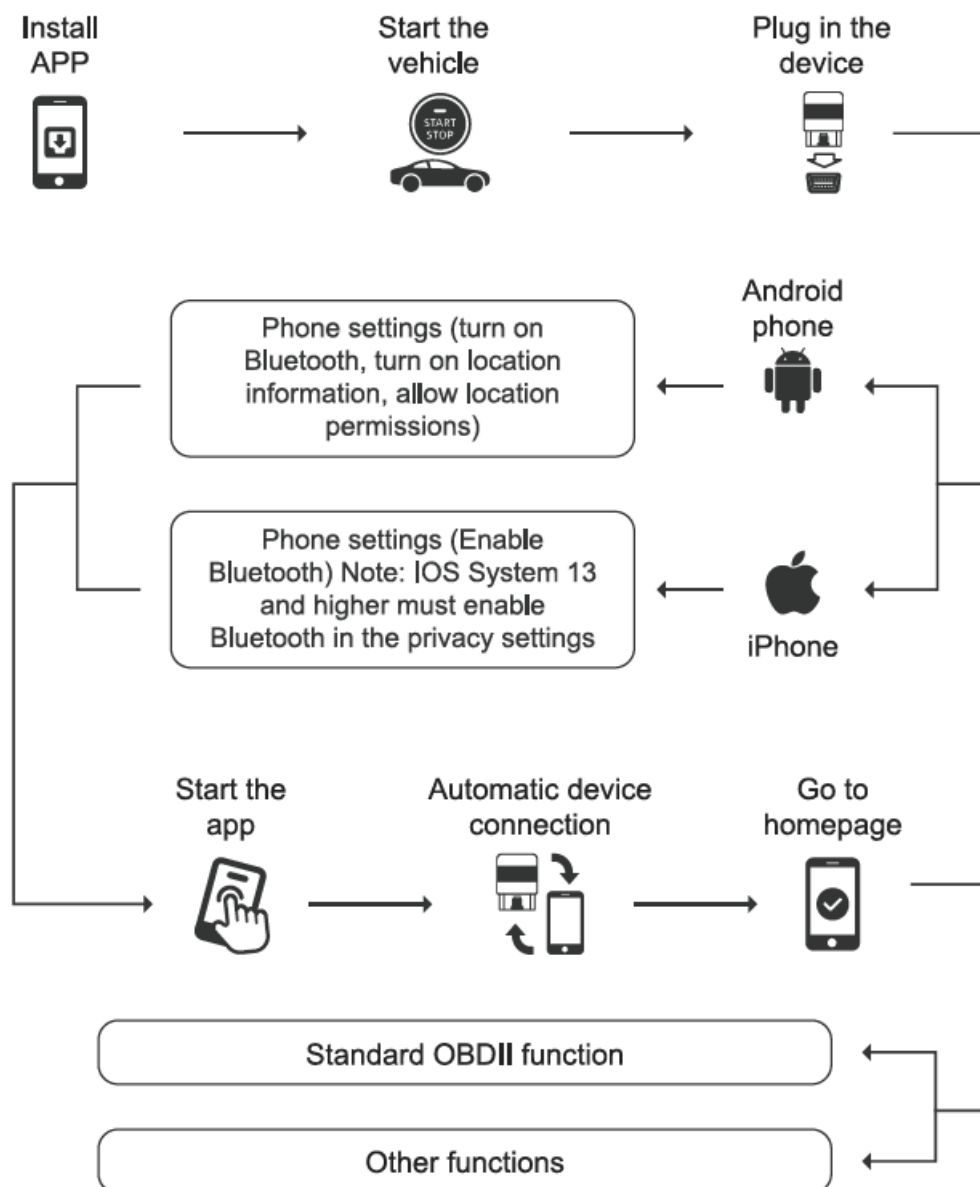
2. iOS can be downloaded from the App Store by searching for the keyword "ANCEL".
3. Android can be downloaded from Google Play by searching for the keyword "ANCEL".

OBD INTERFACE POSITIONS

For different vehicles, the position of the DLC may be different, please refer to the following possible positions:



OPERATION DIAGRAM



BLUETOOTH CONNECTION

Turn on Bluetooth -Start the app -Automatic device connection-Connected.
Image 1 is not connected, image 2 is connected.



Image 1



Image 2

START USING YOUR DEVICE

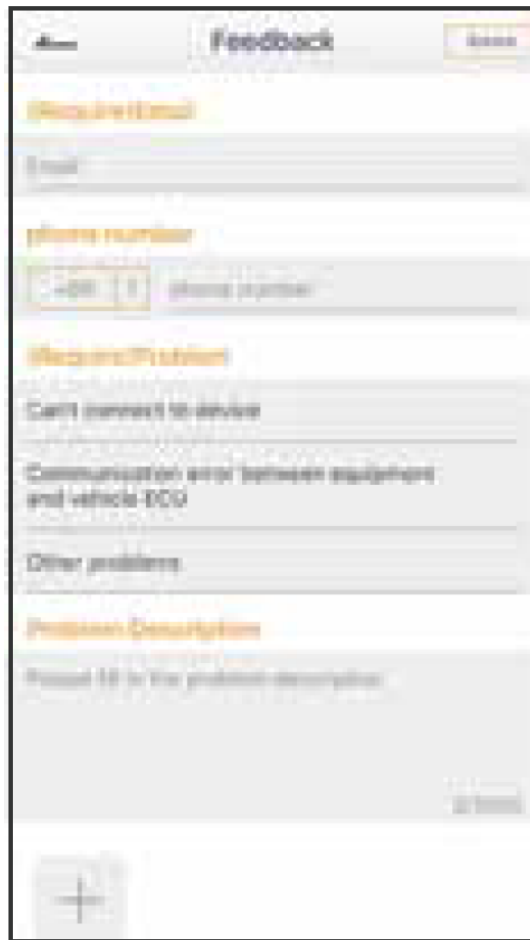
After Bluetooth connection, the diagnostic software will be launched if your vehicle supports it. You can use all functions of the device, e.g. the standard OBDII function and other functions.

Standard
OBDII function

Other
functions

FEEDBACK

You can send us feedback if you encounter any problems while using it. To do so, fill out and submit the feedback form.



SOFTWARE UPGRADE AND FIRMWARE UPGRADE

1. B0200-APP Software Upgrade:

Delete the program APP directly, and then download the latest software again.(View the latest software version: Open app—settings—about us).

2. 8D200-APP Firmware update:

1. Open the app—settings—device—settings—firmware—upgrade—currently the latest version •—(no update required).
2. Open the app—settings—device—settings—firmware—up grade—current version and ask for the latest version — click the menu button 'Upgrade'— firmware upgrade is successful (update required).


Product parameters

- Operating voltage: DC8-18V
- Operating current: <24mA@DC12V
- Bluetooth frequency: 2.4GHz
- Bluetooth version: Bluetooth 5.0
- Dimensions: 77mmx23mmx4 7mm
- Weight: NW: 0.04kg (0.088lb)
- Working temperature: -30t:-70t: (-221 ~1581)
- Storage temperature: -40°C-85t: (-401~1851)

Warranty

1. This warranty is limited to the person purchasing ANCEL products.
 2. ANCEL products are warranted against defects in materials and workmanship for a period of one year (12 months) from the date of shipment to the user.
-

Documents / Resources



[ANCEL BD200 Bluetooth 5.0 Scanner Code Reader and App](#) [pdf] User Manual
BD200 Bluetooth 5.0 Scanner Code Reader and App, BD200, Bluetooth 5.0 Scanner Code
Reader and App, Scanner Code Reader and App, Code Reader and App, App

References

- [User Manual](#)