



## ANANDA Speed Sensor Instruction Manual

[Home](#) » [ANANDA](#) » ANANDA Speed Sensor Instruction Manual 

### Contents

- [1 ANANDA Speed Sensor Instruction](#)
- [2 INSTALLATION](#)
- [3 Documents / Resources](#)
- [4 Related Posts](#)

# ANANDA

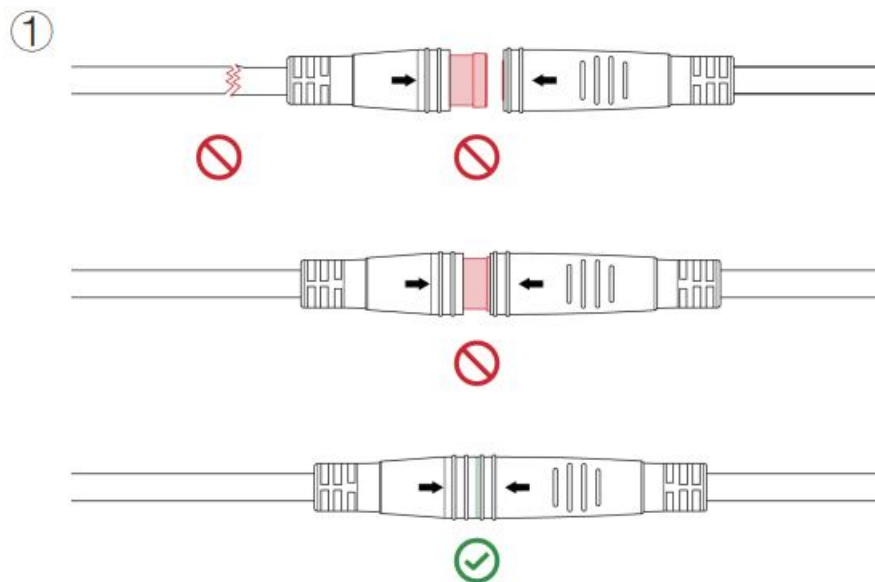
### ANANDA Speed Sensor Instruction



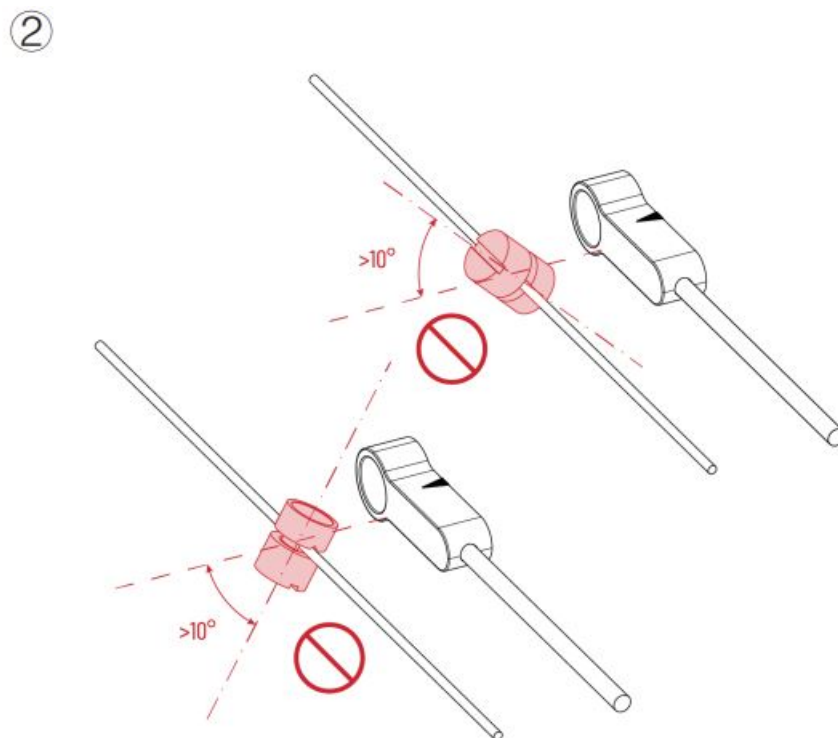
The content of this information is subject to change without notice

### INSTALLATION

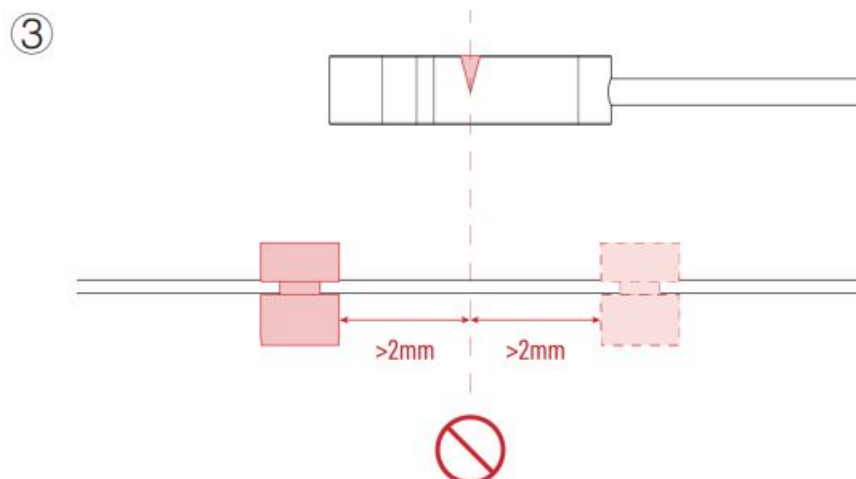
1. Check the harness for damage and the connector for loosening or falling.



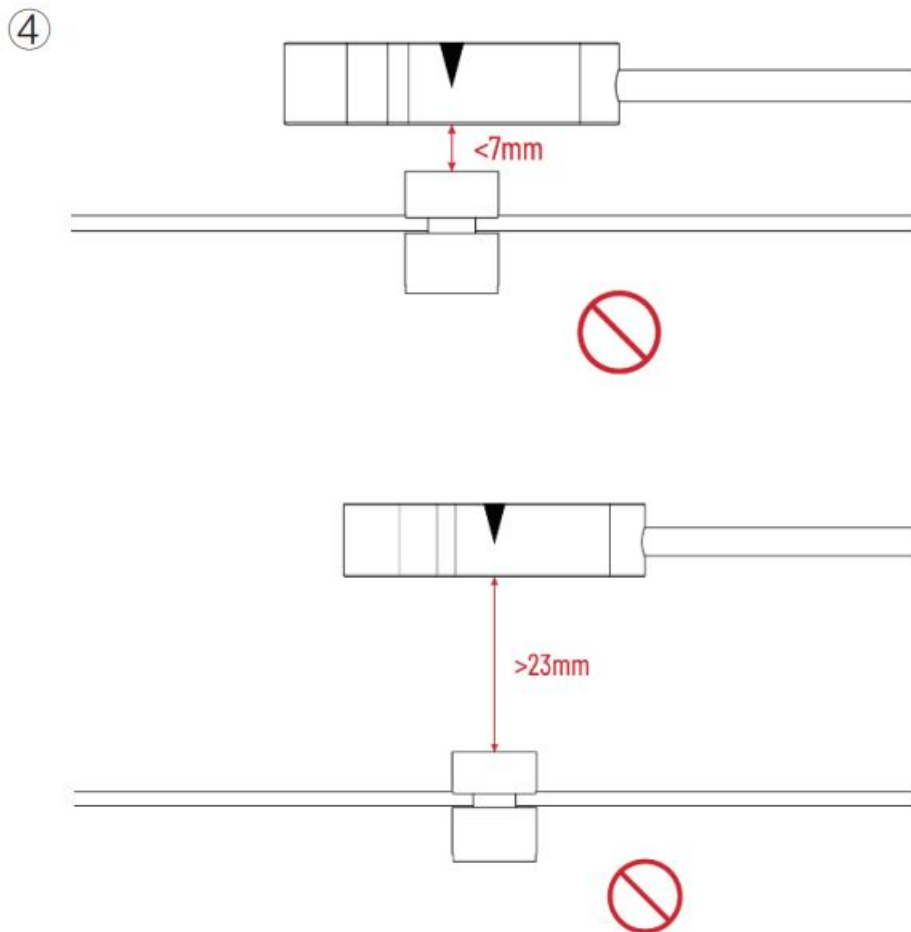
2. Check whether the speed measuring magnet is loose on the spokes.



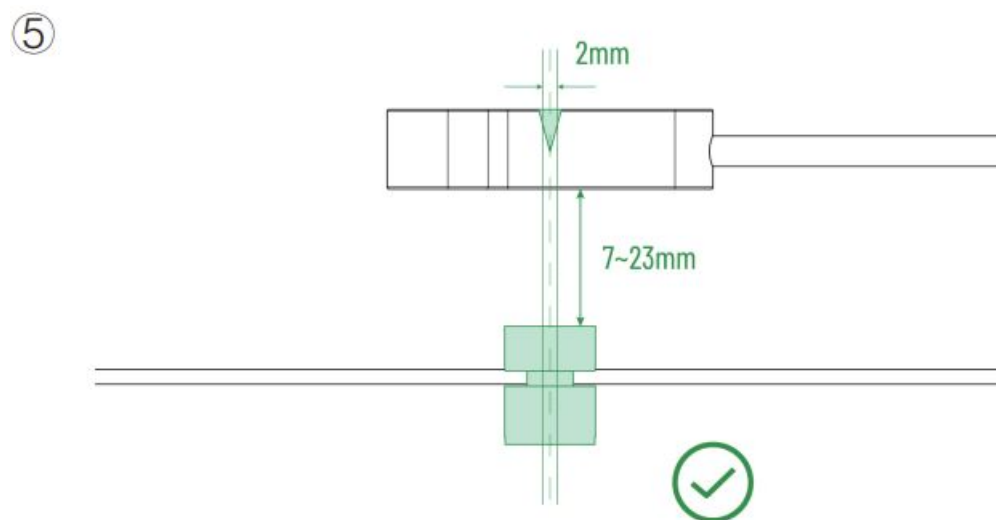
3. Check whether the speed measuring magnet is aligned with the “ $\Delta$ ” mark of the speed sensor.



4. Check whether the distance between the speed measuring magnet and speed sensor is 7-23mm.







5. Adjust the speed measuring magnet to meet the above inspection requirements.



6. If the problem is still not resolved, replace the speed sensor.

Ananda Drive Techniques Co., Ltd.

**Documents / Resources**

<div><div></div><div>Help Manual Speed Sensor</div><div><small>The content of this information is subject to change without notice. ANANDA Electronics Co., Ltd.      2022/07/20</small></div></div>	<div><div><a href="#">ANANDA Speed Sensor</a> [pdf] Instruction Manual</div><div>Speed Sensor, Sensor</div></div>
<div><div></div><div>Help Manual Speed Sensor</div><div><small>The content of this information is subject to change without notice. ANANDA Electronics Co., Ltd.      2022/07/20</small></div></div>	<div><div><a href="#">ANANDA Speed Sensor</a> [pdf] User Manual</div><div>Speed Sensor, Speed, Sensor</div></div>