



AMPIRE KC302 Color Rear-View Camera Owner's Manual

[Home](#) » [AMPIRE](#) » AMPIRE KC302 Color Rear-View Camera Owner's Manual 

Contents

- [1 AMPIRE KC302 Color Rear-View Camera](#)
- [2 Precautions](#)
- [3 Environmental Reference](#)
- [4 Connection](#)
- [5 Technical Data](#)
- [6 Documents / Resources](#)
 - [6.1 References](#)
- [7 Related Posts](#)

AMPIRE®

AMPIRE KC302 Color Rear-View Camera



Precautions

- Pay utmost attention if you install the camera into the driver's compartment.
- Use only in right vehicles.

- Make the correct connections.
- Do not damage pipe or wiring when drilling holes.
- Arrange the wiring so it is not crimped or pinched by a sharp metal edge.
- Do not install the cameras in locations which might hinder vehicle operations and do not install in locations with any moisture. Use the installation materials provided with the camera.
- **Warning! Wrong installation may damage the vehicles electronic! Pay utmost attention on instructions of the vehicles manufacturer. This camera is developed for motor vehicle use only.**
- Do not use chemical cleaners or solvents to clean the reversing camera. This may damage the plastic components or lens of the camera. Clean the reversing camera with a clean, soft, wet cloth.

Environmental Reference

- Old electronic devices do not belong in the garbage can.
- If you later want to dispose of this device, remove all cables and batteries and dispose of them separately at a recycling facility in your area.
- Alternatively, you can return this device to Ampire for disposal.
- The packaging is recyclable. Dispose of the packaging in a designated collection system.

Environmental instructions and information on the disposal of electrical and electronic equipment including batteries (applicable to countries that have adopted a separate collection system)

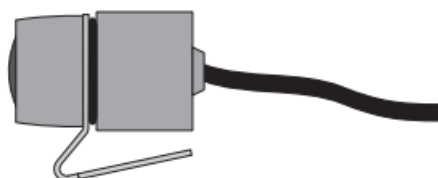
If you want to dispose of this product, do not dispose of it with your normal household waste. There is a separate collection system for used electronic equipment in accordance with legal requirements that require appropriate treatment, recovery and recycling. Contact your local authority for details on finding a recycling facility in your area. Proper recycling and disposal helps to conserve resources and prevent harmful effects on our health and the environment.

Connection

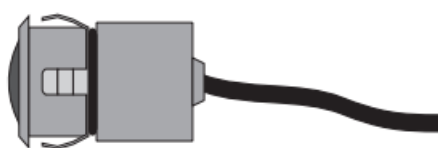
1	Black	(-) Ground
2	Red	(+) 12V (reversing lamp wire)
3	RCA Yellow	Video Output
4	White Loop	Cut for backup line
5	Green Loop	Cut for no mirror image

Choose “Surface” or “Flush” installation and assemble the camera according to the manual.

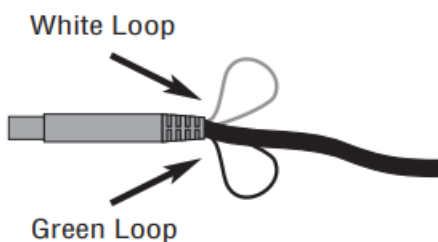
- Surface: Install the Camera on a right place.
- Flush: Drill a 19mm hole into the right place and press the camera carefully into the hole.
- Run the wire harness and seal its hole to the driver’s compartment to avoid Flooding. Connect the wire according to the description above.
- ATTENTION, isolate the cut wires to avoid short circuits!



Surface



Flush



Technical Data

Image Sensor	1/3" Color CMOS (PC1058K)
Effective Pixels	960 x 576
Resolution	600 TV Lines
S/N Ratio	>46 dB
Minimum Illumination	<0,5 Lux
Diagonal Angle	170°
Protection Category	IP66
Video Output	1,0 Vp-p, 75 Ohms
Dynamic Range	>64 dB
Power	DC 12 V
Power Consumption	70 mA max.
Working Environment (Relative Humidity)	-40° ~ +80° C (Rh 95 %)
Camera Dimensions (Diameter x ø)	24 x 19 mm
Camera Dimensions with Bracket (W x H)	34 x 24 mm

Hereby Ampire Electronics GmbH & Co.KG declares that the reversing camera KC302 complies with the directives 2014/30/EU, 2014/35/EU and 2011/65/EU. The full text of the EU Declaration of Conformity in German language is available at the following Internet address: <https://www.ce.ampire.de>


- Since its founding in 1987 Ampire Electronics has only one goal, to provide the best possible Autoalarm-, Autohifi- and Multimedia products, which are available on the international market. All manufacturing facilities and suppliers are certified according to ISO 9001 and QS-9000. Ampire quality products are sold worldwide.
- An Ampire customer service is available in many countries.
- For more information about distributors in your territory please call: + 49-2181-81955-0.
- We are focused on future oriented development of user friendly products.
- The outstanding high quality standards, functionalities and designs of our products are unique in the market. "German Development" is taken literally in AMPIRE.

Langwadener Straße 60 D-41516 Grevenbroich info@ampire.de

Support

+49 2181-81955-0 support@ampire.de

Documents / Resources

	<p>AMPIRE KC302 Color Rear-View Camera [pdf] Owner's Manual</p> <p>KC302 Color Rear-View Camera, KC302, Color Rear-View Camera, Rear-View Camera, Camera</p>
---	--

References

- [📧 Ampire Autoalarmanlagen, Multimedia- und Rückfahrssysteme](#)

Manuals+.